

## Interconnect Cables

### Indoor

De- scription	Part No.	No. of Fibers	Standard Lengths		Standard Unit Weight		Fiber Size µm	Nom. Buffer/ Tube OD		Strength Members	Nominal OD		Central Element mm	Pulling Tension N	Crush Re- sistance kN/m	Energy kJ/m	Bending radii cable (mm)	
			ft.	m	lbs.	kg		inch	mm		inch	mm					static	dyna- mic

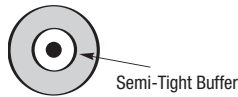
**GIOK • Pigtails • Semi-Tight Buffer • Excellent Strippability • I-K**

**Dry Construction • Halogen-Free Jacket** (Blue, Green, Green with Black Rings or Yellow)

-30/70°C	IEC 60332-2	6888	2100	3.1	1.4	Ø 245 ± 10				-			no	3	4	19		
----------	-------------	------	------	-----	-----	------------	--	--	--	---	--	--	----	---	---	----	--	--



GIOK101	1	62.5/125 OM1 in Blue										0.04	0.9	25	35
GIOK201	1	50/125 OM2 in Green										0.04	0.9	25	35
GIOK301	1	50/125 OM3 in Green with Black rings										0.04	0.9	25	35
GIOK401	1	50/125 OM2e in Green										0.04	0.9	25	35
GIOK901	1	9/125 OS1 in Yellow										0.04	0.9	25	35



Semi-Tight Buffer

Strippability secondary coating = 100 cm

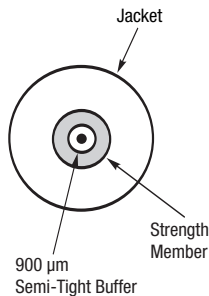
**GIPS • Simplex • Semi-Tight Buffer • Excellent Strippability • I-W(ZN)H**

**Jelly-Filled Construction • Orange FRNC/LSNH Jacket**

-5/55°C	IEC 60332-1	6888	2100	32.9	14.9	Ø 245 ± 10				Reinforced Aramid Yarn			no	200	10	128		
---------	-------------	------	------	------	------	------------	--	--	--	---------------------------	--	--	----	-----	----	-----	--	--



GIPSxA1																		24	32
GIPSxB1																		27	36
GIPSxC1																		30	40
GIPSxD1																		36	48
GIPSxE1																		42	56
GIPSxF1																		45	60



Strippability secondary coating = 100 cm  
Color Code: see chart page 16.23

Optical characteristics see page 16.21.

## Interconnect Cables

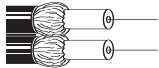
Indoor

De- scription	Part No.	No. of Fibers	Standard Lengths		Standard Unit Weight		Fiber Size µm	Nom. Buffer/ Tube OD		Strength Members	Nominal OD		Central Element mm	Pulling Tension N	Crush Re- sistance kN/m	Energy kJ/m	Bending Radii Cable (mm)	
			ft.	m	lbs.	kg		inch	mm		inch	mm					static	dyna- mic

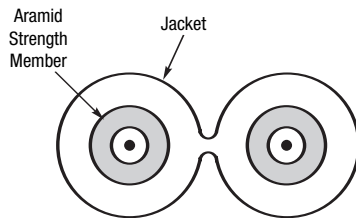
**GIPS • Duplex • Figure 8 • Semi-Tight Buffer • Excellent Strippability • I-W(ZN)H**

**Jelly-Filled Construction • Orange FRNC/LSNH Jacket**

-5/55°C	IEC 60332-1	6888	2100	65.3	29.6	∅ 245 ± 10		Reinforced Aramid Yarn		no	400	20	256					
---------	-------------	------	------	------	------	------------	--	---------------------------	--	----	-----	----	-----	--	--	--	--	--



GIPSxA2											0.13	3.3					33	50
GIPSxB2											0.15	3.7					37	56
GIPSxC2											0.16	4.1					41	62
GIPSxD2											0.19	4.9					49	74
GIPSxE2											0.22	5.7					57	86
GIPSxF2											0.24	6.1					61	92

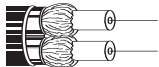


Strippability secondary coating = 100 cm  
Color Code: see chart page 16.23

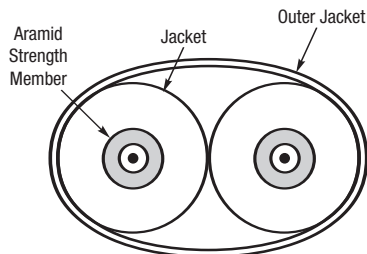
**GIPK • Heavy Duplex • Semi-Tight Buffer • Excellent Strippability • I-K(ZN)HH**

**Dry Construction • Orange FRNC/LSNH Jacket**

-5/55°C	IEC 60332-1	6888	2100	115.3	52.3	∅ 245 ± 10		Reinforced Aramid Yarn		no	400	20	256					
---------	-------------	------	------	-------	------	------------	--	---------------------------	--	----	-----	----	-----	--	--	--	--	--



GIPKxA2											0.17	4.3					43	65
GIPKxB2											0.19	4.7					47	71
GIPKxC2											0.20	5.1					51	77
GIPKxD2											0.23	5.9					59	89
GIPKxE2											0.26	6.7					67	101
GIPKxF2											0.28	7.1					71	107



Strippability secondary coating = 100 cm  
Color Code: see chart page 16.23

Optical characteristics see page 16.21.

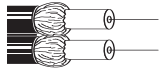
## Interconnect Cables

Indoor

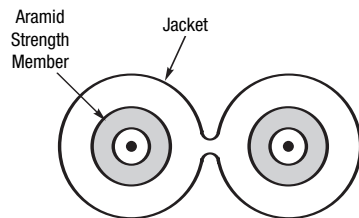
De- scription	Part No.	No. of Fibers	Standard Lengths		Standard Unit Weight		Fiber Size μm	Nom. Buffer/ Tube OD		Strength Members	Nominal OD		Central Element mm	Pulling Tension N	Crush Re- sistance kN/m	Energy kJ/m	Bending Radii Cable (mm)	
			ft.	m	lbs.	kg		inch	mm		inch	mm					static	dyna- mic

**GIPT • Mini-Zip • Figure 8 • Tight Buffer • I-V(ZN)H**

Dry Construction • Orange FRNC/LSNH Jacket																			
-30/70°C	IEC 60332-1		6888	2100	26.4	12.0	Ø 280 ± 15			Reinforced Aramid Yarn		no	400	20	19				



GIPTxA2												0.13	3.4					34	51
GIPTxB2												0.15	3.9					39	58



Color Code: see chart page 16.23

Optical characteristics see page 16.21.