

Industrial Data Solutions® - Industrial Coax

ControlNet™ Quad Shielded Coax



De- scription	Part No.	UL NEC/ C(UL)CEC Type IEC	Standard Lengths		Standard Unit Weight		Conductor (Stranding) Diameter Nom. DCR	Nominal Insulation OD		Shielding Material Nom. DCR	Nominal OD		Nom. Imp. (Ω)	Nom. Vel. of Prop.	Nominal Capacitance		Nominal Attenuation	
			ft.	m	lbs.	kg		inch	mm		inch	mm			pF/ft.	pF/m	MHz	dB/ 100 ft.

18 AWG • Solid 1.0 mm Copper-Covered Steel • Duobond® IV Quad Shield

Foam Polyethylene Insulation • PVC Jacket (Black or Intrinsically Safe Blue)																			
	3092A	NEC:	500	152	20.1	9.1	1.02 mm	0.180	4.57	Duobond® IV Quad Shield 11.8 Ω/km***	0.298	7.57	75	82%	16.2	53.1	1	0.3	1.1
		CL2R CMR	1000	305	39.0	17.7	18 AWG	2	0.4						1.2				
		CEC:	2000	610	78.0	35.4	Solid CCS	5	0.5						1.5				
		CMG FT4	2500	762	92.6	42.0	103.6 Ω/km*	10	0.6						1.9				
							91.8 Ω/km**	20	0.9						2.8				
								50	1.4						4.5				
						100	2.0	6.5											
						200	2.8	9.3											
						300	3.5	11.4											
						400	4.1	13.3											

RG-6/U Type

Sweep tested 5 MHz to 50 MHz. CPE jacket optional.
For Rockwell authorized flexible ControlNet™ order YR28890 (Tinned Copper Braid version).

Plenum • Foam FEP Insulation • Fluorocopolymer Jacket (Black or Intrinsically Safe Blue)																			
	150°C 3093A	NEC:	1000	305	40.1	18.2	1.02 mm	0.170	4.32	Duobond® IV Quad Shield 11.8 Ω/km***	0.274	6.96	75	82%	16.3	53.5	1	0.4	1.2
		CMP	† 2000	610	80.0	36.3	18 AWG	2	0.4						1.2				
		CEC:	† 2500	762	95.0	43.1	Solid CCS	5	0.5						1.6				
		CMP FT6					103.6 Ω/km*	10	0.6						2.1				
							91.8 Ω/km**	20	0.9						3.1				
								50	1.5						4.9				
						100	2.1	7.0											
						200	3.0	9.8											
						300	3.7	12.0											
						400	4.2	13.9											

RG-6/U Type

Sweep tested 5 MHz to 50 MHz. Allen-Bradley P/N 1786
Blue available as standard in 305 m only. Suitable for outdoor and direct burial applications

18 AWG • Stranded (105x40) 1.0 mm Bare Copper • Duobond® IV Quad Shield

Foam Polyethylene Insulation • Black PVC Jacket																			
	High-Flex 3092F	NEC:	1000	305	44.1	20.0	1.02 mm	0.183	4.65	Duobond® IV Quad Shield 11.8 Ω/km***	0.303	7.70	75	79%	17.0	55.8	1	0.4	1.2
		CL2R CMR	5000	1524	220.0	99.8	18 AWG	2	0.5						1.5				
		CEC:					(105x40) BC	5	0.8						2.6				
		CMR FT4					46.2 Ω/km*	10	1.2						3.9				
							34.4 Ω/km**	20	2.0						6.6				
								50	3.2						10.5				
						100	4.6	15.1											
						200	6.5	21.3											
						300	8.0	26.2											
						400	9.3	30.5											

RG-6/U Type

Sweep tested 5 MHz to 400 MHz. 123092F – Aluminum Armor
Allen-Bradley P/N 1786 133092F – Steel Armor
IEEE 802.4 MAP/IEEE 802.7 Mini-MAP.
CPE jacket optional.
For Rockwell authorized flexible ControlNet™ order YR28890 (Tinned Copper Braid version).

* DC loop resistance • ** DC resistance inner conductor • *** DC resistance outer conductor • BC = Bare Copper • CCS = Copper-Covered Steel • DCR = DC resistance
† Final put-up length may vary 0% to +10% from length shown.

Duobond® IV see technical information page 23.13.

ControlNet™ is a ControlNet International trademark.

Industrial Data Solutions® – Industrial Coax


ControlBus™ Quad Shielded Coax



De- scription	Part No.	UL NEC/ C(UL)/CEC Type IEC	Standard Lengths		Standard Unit Weight		Conductor (Stranding) Diameter Nom. DCR	Nominal Insulation OD		Shielding Material Nom. DCR	Nominal OD		Nom. Imp. (Ω)	Nom. Vel. of Prop.	Nominal Capacitance		Nominal Attenuation		
			ft.	m	lbs.	kg		inch	mm		inch	mm			pF/ft.	pF/m	MHz	dB/ 100 ft.	dB/ 100 m

18 AWG • Solid 1.0 mm Copper-Covered Steel • Duobond® IV Quad Shield


Gas-Injected Foam Polyethylene Insulation • Grey PVC Jacket

	3131A	NEC:	1000	305	41.0	18.6	1.02 mm	0.180	4.57	Duobond® IV Quad Shield	0.300	7.62	75	82%	16.2	53.1	1	0.3	1.1		
		CL2R CMR	2500	762	100.1	45.4	18 AWG										2	0.4	1.2		
		CEC:															Solid CCS	5	0.5	1.5	
		CMG FT4															103.6 Ω/km*	10	0.6	1.9	
																	91.8 Ω/km**	20	0.9	2.8	
																		50	1.4	4.5	
							100	2.0	6.5												
							200	2.8	9.3												
							300	3.5	11.4												
							400	4.1	13.3												

RG-6/U Type

Sweep tested 5 MHz to 400 MHz. CPE jacket optional.
IEEE 802.4 MAP/IEEE 802.7 Mini-MAP Tap marks every 2.6 m to aid users in installation.

Plenum • Foam FEP Insulation • Grey Fluorocopolymer Jacket


	150°C 3132A	NEC:	1000	305	36.2	16.4	1.02 mm	0.170	4.32	Duobond® IV Quad Shield	0.274	6.96	75	82%	16.3	53.5	1	0.4	1.2		
		CMP															18 AWG	2	0.4	1.2	
		CEC:															Solid CCS	5	0.5	1.6	
		CMG FT6															103.6 Ω/km*	10	0.6	2.1	
																	91.8 Ω/km**	20	0.9	3.1	
																		50	1.5	4.9	
							100	2.1	7.0												
							200	3.0	9.8												
							300	3.7	12.0												
							400	4.2	13.9												

RG-6/U Type

Sweep tested 5 MHz to 400 MHz. Tap marks every 2.6 m to aid users in installation.
IEEE 802.4 MAP/IEEE 802.7 Mini-MAP Suitable for outdoor and direct burial applications.

14 AWG • Solid 1.6 mm Copper-Covered Steel • Duobond® IV Quad Shield


Gas-Injected Foam Polyethylene Insulation • Grey PVC Jacket

	3094A	NEC:	500	152	35.5	16.1	1.63 mm	0.280	7.11	Duobond® IV Quad Shield	0.407	10.34	75	82%	16.2	53.1	1	0.2	0.5		
		CL2R CMR	1000	305	61.9	28.1	14 AWG										2	0.2	0.6		
		CEC:	2500	762	140.2	63.6	Solid CCS										5	0.3	0.9		
		CMG FT4															41.0 Ω/km*	10	0.4	1.2	
																	36.1 Ω/km**	20	0.5	1.8	
																		50	0.8	2.7	
							100	1.2	3.8												
							200	1.6	5.3												
							300	2.0	6.5												
							400	2.3	7.5												

RG-11/U Type

Sweep tested 5 MHz to 400 MHz. CPE jacket optional.
IEEE 802.4 MAP Tap marks every 2.6 m to aid users in installation.

Plenum • Foam FEP Insulation • Grey Fluorocopolymer Jacket

	150°C 3095A	NEC:	1000	305	76.1	34.5	1.63 mm	0.280	7.11	Duobond® IV Quad Shield	0.387	9.83	75	82%	16.5	54.1	1	0.2	0.6		
		CMP															14 AWG	2	0.2	0.7	
		CEC:															Solid CCS	5	0.3	0.9	
		CMG FT6															48.9 Ω/km*	10	0.4	1.3	
																	36.1 Ω/km**	20	0.6	2.0	
																		50	1.2	3.9	
							100	1.7	5.6												
							200	2.5	8.2												
							300	3.0	10.0												
							400	3.5	11.5												

RG-11/U Type

Sweep tested 5 MHz to 400 MHz. Tap marks every 2.6 m to aid users in installation.
IEEE 802.4 MAP Suitable for outdoor and direct burial applications.

* DC loop resistance • ** DC resistance inner conductor • *** DC resistance outer conductor • CCS = Copper-Covered Steel • DCR = DC resistance
Duobond® IV see technical information page 23.13.