

**HDTV/SDI Digital Coax**  
 RGB Component Video Multicore Cables  
 Banana Peel® Unjacketed Bundles



De- scription	Part No.	UL NEC/ C(UL)/CEC Type IEC	Standard Lengths		Standard Unit Weight		Conductor (Stranding) Diameter Nom. DCR	Nominal Insulation OD		Shielding Material Nom. DCR	Nominal OD		Nom. Imp. (Ω)	Nom. Vel. of Prop.	Nominal Capacitance		Nominal Attenuation		
			ft.	m	lbs.	kg		inch	mm		inch	mm			pF/ft.	pF/m	MHz	dB/ 100 ft.	dB/ 100 m

**25 AWG • Solid 0.5 mm Tinned Copper • Duobond® • 95 % Tinned Copper Interlocked Serve Braid (Coaxes) • Banana Peel® Unjacketed, Bonded to Central Spline**

**Foam HDPE Insulation • PVC Jackets in Colors**

 HDTV/SDI Digital Video 75°C Miniature 0.5/1.9	NEC:	0.46 mm	0.074	1.88	Duobond®	0.114	2.90	75	80%	17.0	55.8	5	1.2	3.8
	CMR	25 AWG			95% TC							50	3.7	12.1
	CEC:	Solid TC			Serve							100	4.9	16.1
	CMG	129.2 Ω/km*			17.7 Ω/km***							200	6.7	22.0
		111.5 Ω/km**										400	9.5	31.2
												750	13.4	44.0

Miniature 0.5/1.9

<b>1281S3</b> 3 Coax	† 500	152	17.0	7.7		0.246	6.25													
	† 1000	305	31.0	14.1																400 N
<b>1281S4</b> 4 Coax	† 500	152	23.5	10.7		0.275	6.99													489 N
	† 1000	305	44.0	20.0																
<b>1281S5</b> 5 Coax	† 250	76	16.0	7.3		0.308	7.82													578 N
	† 500	152	28.5	12.9																
	† 1000	305	55.0	24.9																
<b>1281S6</b> 6 Coax	† 500	152	33.5	15.2		0.342	8.69													601 N
	† 1000	305	68.0	30.8																

100% Sweep tested. 5 MHz to 850 MHz. Patent pending.

Nominal Delay: 4.068 ns/m  
 Color Code: see chart 1

**23 AWG • Solid 0.6 mm Bare Copper • Duofoil® • 95 % TC Braid (Coaxes) • Banana Peel® Unjacketed, Bonded to Central Spline**

**Gas-Injected Foam HDPE Insulation • PVC Jacket**

 HDTV/SDI Digital Video 75°C 1855A Bundled 0.6/2.6	NEC:	0.58 mm	0.102	2.59	Duofoil®	0.159	4.04	75	82%	16.3	53.5	1	0.4	1.3
	CMR	23 AWG			+ 95% TC							3.6	0.8	2.6
	CEC:	Solid BC			Braid							10	1.2	3.9
	CMG	90.8 Ω/km*			24.9 Ω/km***							360	6.2	20.3
		65.9 Ω/km**										750	9.6	31.5
												1000	10.5	34.4

1855A Bundled 0.6/2.6

<b>1855S3</b> 3 Coax	500	152	29.5	13.4		0.343	8.71													480 N
	1000	305	57.1	25.9																
<b>1855S5</b> 5 Coax	500	152	51.5	23.4		0.429	10.90													800 N
	1000	305	102.1	46.3																
<b>1855S6</b> 6 Coax	500	152	64.1	29.1		0.477	12.12													960 N
	1000	305	121.1	54.9																

Return loss at 5-625 MHz: ≥ 20 dB  
 625-675 MHz: ≥ 15 dB  
 675-850 MHz: ≥ 20 dB  
 850-4500 MHz: ≥ 15 dB

Nominal Delay: 4.068 ns/m  
 100% Sweep tested. 5 MHz to 5 GHz.  
 152 m put-up available in Black only.  
 Color Code: see chart 2

\* DC loop resistance • \*\* DC resistance inner conductor • \*\*\* DC resistance outer conductor • DCR = DC resistance • TC = Tinned Copper • BC = Bare Copper  
 † Spools are one piece, but length may vary ±10% from length shown. • Duofoil® and Duobond® see technical information page 23.13.

**Color Code (Chart 1)**

Cond.	Color	Cond.	Color	Cond.	Color
1	Red	3	Blue	5	Black
2	Green	4	Yellow	6	White

**Color Code (Chart 2)**

Cond.	Color	Cond.	Color	Cond.	Color
1	Red	3	Blue	5	Yellow
2	Green	4	White	6	Brown




For more information, contact Belden Technical Support +31-77-3875-414 • www.belden-emea.com

**HDTV/SDI Digital Coax**  
 RGB Component Video Multicore Cables  
 Banana Peel® Unjacketed Bundles



De- scription	Part No.	UL NEC/ C(UL)CEC Type IEC	Standard Lengths		Standard Unit Weight		Conductor (Stranding) Diameter Nom. DCR	Nominal Insulation OD		Shielding Material Nom. DCR	Nominal OD		Nom. Imp. (Ω)	Nom. Vel. of Prop.	Nominal Capacitance		Nominal Attenuation	
			ft.	m	lbs.	kg		inch	mm		inch	mm			pF/ft.	pF/m	MHz	dB/ 100 ft.

**20 AWG • Solid 0.8 mm Bare Copper • Duofoil® • 95 % TC Braid (Coaxes) • Banana Peel® Unjacketed, Bonded to Central Spline**

Foam HDPE Insulation • Individual PVC Jackets in Colors																		
 <p>1505A Bundled 0.8/3.7 RG-59/U Type</p>	HDTV/SDI	NEC:				0.81 mm	0.145	3.68	Duofoil®	0.235	5.97	75	83%	16.2	53.1	1	0.3	0.9
	Digital Video	CMR				20 AWG			+ 95% TC							3.6	0.6	1.9
	75°C	CEC:				Solid BC			Braid							10	0.9	2.9
		CMG				45.2 Ω/km*			12.4 Ω/km***							71.5	2.1	6.8
						32.8 Ω/km**										135	2.7	8.8
																270	3.8	12.4
																360	4.4	14.4
																540	5.5	18.0
																720	6.4	20.9
																750	6.5	21.3
															1000	7.6	24.9	
															1500	9.4	30.8	
															2500	12.4	40.6	
															3000	13.8	45.2	
															4500	16.5	54.2	

Pulling Tension:

<b>1505S3</b> 3 Coax	500	152	55.5	25.2		0.502	12.75											960 N
	1000	305	104.0	47.2														
<b>1505S5</b> 5 Coax	500	152	95.0	43.1		0.629	15.98											1601 N
	1000	305	185.0	83.9														
<b>1505S6</b> 6 Coax	500	152	117.6	53.3		0.790	20.07											1921 N
	1000	305	250.3	113.5														

Return loss at 5-475 MHz: ≥ 20 dB  
 475-525 MHz: ≥ 15 dB  
 525-850 MHz: ≥ 20 dB  
 850-4500 MHz: ≥ 15 dB

Nominal Delay: 4.003 ns/m  
 100% Sweep tested, 5 MHz to 4.5 GHz. Patent pending.  
 Color Code: see chart below

\* DC loop resistance • \*\* DC resistance inner conductor • \*\*\* DC resistance outer conductor • DCR = DC resistance • TC = Tinned Copper • BC = Bare Copper

Duofoil® see technical information page 23.13.

**Color Code**

Cond.	Color	Cond.	Color
1	Red	4	White
2	Green	5	Yellow
3	Blue	6	Brown

# Home Cinema Video Cables


## Multicore Cables



De-scription	Part No.	UL NEC / C(UL)/CEC Type IEC	Standard Lengths		Standard Unit Weight		Conductor (Stranding) Diameter Nom. DCR	Nominal Insulation OD		Shielding Material Nom. DCR	Nominal OD		Nom. Imp. ( )	Nom. Vel. of Prop.	Nominal Capacitance		Nominal Attenuation		
			ft.	m	lbs.	kg		inch	mm		inch	mm			pF/ft.	pF/m	MHz	dB/100 ft.	dB/100 m

**25 AWG • Solid 0.5 mm Tinned Copper • Duobond® • 95 % Tinned Copper Interlocked Serve (Coaxes)**

**FPFA Insulation • Overall Matte Black PVC Jacket**

	HDTV/SDI	NEC:	0.46 mm	0.074	1.88	Duobond®	75	80%	17.0	55.8	1	0.5	1.7					
	Digital Video	CMR	25 AWG			95% TC Serve					5	1.2	3.8					
	60°C	CEC:	Solid TC			17.7 /km***					50	3.7	12.1					
		CMG	129.3 /km*								100	4.9	16.1					
			111.6 /km**								200	6.7	22.0					
											400	9.5	31.2					

Miniature  
0.5/1.9

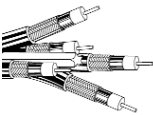
Pulling Tension:

<b>1277R</b>	3 Coax	500	152	25.5	11.6		0.320	8.13											400 N
		1000	305	48.0	21.8														
<b>1278R</b>	4 Coax	250	76	21.8	9.9		0.351	8.92											489 N
		500	152	31.5	14.3														
		1000	305	60.0	27.2														
<b>1279R</b>	5 Coax	500	152	40.5	18.4		0.403	10.24											578 N
		1000	305	80.0	36.3														
<b>1280R</b>	6 Coax	500	152	44.0	20.0		0.423	10.74											601 N
		1000	305	87.0	39.5														

Nominal Delay: 4.068 ns/m  
Color Code: see chart below

**25 AWG • Solid 0.5 mm TC • Duobond® • 95 % TC Interlocked Serve (Coaxes) • Banana Peel® Unjacketed, Bonded to Central Spline**

**Foam HDPE Insulation • PVC Jacket in Colors**

	HDTV/SDI	NEC:	0.46 mm	0.074	1.88	Duobond®	0.114	2.90	75	80%	17.0	55.8						see above	
	Digital Video	CMR	25 AWG			95% TC Serve													
	75°C	CEC:	Solid TC			17.7 /km***													
		CMG	129.3 /km*																
			111.6 /km**																

Miniature  
0.5/1.9

Pulling Tension:

<b>1281S3</b>	3 Coax	500	152	17.0	7.7		0.246	6.25											400 N
		1000	305	31.0	14.1														
<b>1281S4</b>	4 Coax	500	152	23.5	10.7		0.275	6.99											489 N
		1000	305	44.0	20.0														
<b>1281S5</b>	5 Coax	250	76	16.0	7.3		0.308	7.82											578 N
		500	152	28.5	12.9														
		1000	305	55.0	24.9														
<b>1281S6</b>	6 Coax	500	152	33.5	15.2		0.342	8.69											601 N
		1000	305	68.0	30.8														

Nominal Delay: 4.068 ns/m  
100% Sweep tested. 5 MHz to 850 MHz. Patent pending.  
Color Code: see chart below

\* DC loop resistance • \*\* DC resistance inner conductor • \*\*\* DC resistance outer conductor • DCR = DC resistance • TC = Tinned Copper  
Duobond® see technical information page 23.13.

**Color Code**

Cond.	Color	Cond.	Color	Cond.	Color
1	Red	3	Blue	5	Black
2	Green	4	Yellow	6	White



For more information, contact Belden Technical Support +31-77-3875-414 • www.belden-emea.com