

## Security and Alarm Cables

### Commercial Applications Shielded Twisted Pairs

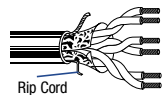


De- scription	Part No.	UL NEC/ C(UL)/CEC Type IEC	Standard Lengths		Standard Unit Weight		Conductor (Stranding) Diameter Nom. DCR	Nominal Insulation OD		Shielding Material Nom. DCR	Nominal OD		Color Code
			ft.	m	lbs.	kg		inch	mm		inch	mm	

**22 AWG** • Stranded (7x30) 0.8 mm BC • Twisted Pair • **Beldfoil®** Shield • 24 AWG TC Drain Wire • Numbered and Color Coded • Rip Cord

**PVC Insulation • Grey PVC Jacket**

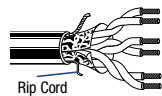
300V 75°C	NEC: CMR CEC: CM FT4						0.76 mm 22 AWG (7x30) BC	0.040	1.01	Overall Beldfoil® + Drain Wire (24 AWG TC)		see chart below
--------------	-------------------------------	--	--	--	--	--	--------------------------------	-------	------	---	--	-----------------



<b>5541FE</b>	2-Pair	U-500 U-1000 1000	U-152 U-305 305	11.5 20.9 22.9	5.2 9.5 10.4						0.209	5.31
<b>5542FE</b>	3-Pair	U-1000 1000	U-305 305	27.1 29.1	12.3 13.2						0.223	5.66
<b>5543FE</b>	4-Pair	1000	305	34.0	15.4						0.246	6.25
<b>5545FE</b>	6-Pair	U-1000 1000	U-305 305	46.1 48.1	20.9 21.8						0.278	7.06

**Polyethylene Insulation • Grey FRNC/LSNH Jacket**

300V 70°C							0.76 mm 22 AWG (7x30) BC	0.049	1.25	Overall Beldfoil® + Drain Wire (24 AWG TC)		see chart below
--------------	--	--	--	--	--	--	--------------------------------	-------	------	---	--	-----------------

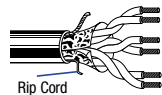


<b>4541FE</b>	2-Pair	328 1640	100 500	6.2 31.5	2.8 14.3						0.209	5.30
<b>4542FE</b>	3-Pair	328 1640	100 500	7.7 39.0	3.5 17.7						0.224	5.70
<b>4545FE</b>	6-Pair	328 1640	100 500	13.9 69.4	6.3 31.5						0.280	7.10

**20 AWG** • Stranded (7x28) 1.0 mm BC • Twisted Pair • **Beldfoil®** Shield • 24 AWG TC Drain Wire • Numbered and Color Coded • Rip Cord

**PVC Insulation • Grey PVC Jacket**

300V 75°C	NEC: CMR CEC: CM FT4						0.96 mm 20 AWG (7x28) BC	0.048	1.21	Overall Beldfoil® + Drain Wire (24 AWG TC)		see chart below
--------------	-------------------------------	--	--	--	--	--	--------------------------------	-------	------	---	--	-----------------



<b>5441FE</b>	2-Pair	500 U-1000 1000	152 U-305 305	15.0 29.1 29.1	6.8 13.2 13.2						0.235	5.97
<b>5442FE</b>	3-Pair	U-1000 1000	U-305 305	37.9 37.9	17.2 17.2						0.252	6.40
<b>5445FE</b>	6-Pair	1000	305	72.1	32.7						0.323	8.20

TC = Tinned Copper • BC = Bare Copper • DCR = DC resistance

**Color Code**

Pair No.	Color	Pair No.	Color
1	Black, Red	4	Black, Blue
2	Black, White	5	Black, Yellow
3	Black, Green	6	Black, Brown