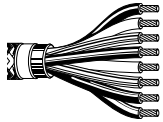


Silicone Rubber – Steel Wire Braid (SWB)

Multicore Cables

300/500V, 180°C, peak temp 250°C

De- scription	Part No.	No. of Cond. (CDR)	Standard Lengths		Standard Unit Weight		Conductor (Stranding) Diameter Nom. DCR	Nominal Conductor OD		Shielding Material Nom. DCR	Nominal OD		Application
			ft.	m	lbs.	kg		AWG	Section mm ²		inch	mm	

180°C • 18 - 4/0 AWG • Stranded Tinned Copper Wire**Silicone Halogen-Free Insulation (Color Code: see chart 11, Tech Info Section) • Glass Fiber Tape • Overall Red-Brown FRNC/LSNH Jacket • SWB**IEC 60754-1
VDE 0282
Part 1Overall
Glass Fiber FoilIndustrial areas with increased temperature and
mechanical requirements, e.g.
- Mechanical engineering
- Glass and ceramic fabrication
- Steel and iron fabrication

HMC0120	2	1640	500	97.0	44.0	(24x0.20) TC	18	0.75	0.283	7.20
HMC0121	3	1640	500	109.1	49.5	(24x0.20) TC	18	0.75	0.299	7.60
HMC0122	4	1640	500	133.4	60.5	(24x0.20) TC	18	0.75	0.319	8.10
HMC0123	5	1640	500	162.0	73.5	(24x0.20) TC	18	0.75	0.362	9.20
HMC0124	6	1640	500	186.3	84.5	(24x0.20) TC	18	0.75	0.390	9.90
HMC0125	7	1640	500	196.2	89.0	(24x0.20) TC	18	0.75	0.390	9.90
HMC0126	2	1640	500	108.0	49.0	(32x0.20) TC	17	1.00	0.299	7.60
HMC0127	3	1640	500	131.2	59.5	(32x0.20) TC	17	1.00	0.315	8.00
HMC0128	4	1640	500	153.2	69.5	(32x0.20) TC	17	1.00	0.346	8.80
HMC0129	5	1640	500	184.1	83.5	(32x0.20) TC	17	1.00	0.382	9.70
HMC0130	6	1640	500	203.9	92.5	(32x0.20) TC	17	1.00	0.409	10.40
HMC0131	7	1640	500	213.8	97.0	(32x0.20) TC	17	1.00	0.409	10.40
HMC0132	2	1640	500	138.9	63.0	(30x0.25) TC	16	1.50	0.327	8.30
HMC0133	3	1640	500	157.6	71.5	(30x0.25) TC	16	1.50	0.343	8.70
HMC0134	4	1640	500	187.4	85.0	(30x0.25) TC	16	1.50	0.378	9.60
HMC0135	5	1640	500	218.3	99.0	(30x0.25) TC	16	1.50	0.409	10.40
HMC0136	6	1640	500	270.1	122.5	(30x0.25) TC	16	1.50	0.449	11.40
HMC0137	7	1640	500	282.2	128.0	(30x0.25) TC	16	1.50	0.449	11.40
HMC0138	8	1640	500	347.2	157.5	(30x0.25) TC	16	1.50	0.500	12.70
HMC0139	10	1640	500	407.9	185.0	(30x0.25) TC	16	1.50	0.551	14.00
HMC0140	12	1640	500	449.7	204.0	(30x0.25) TC	16	1.50	0.571	14.50
HMC0141	14	1640	500	519.2	235.5	(30x0.25) TC	16	1.50	0.614	15.60
HMC0142	16	1640	500	596.3	270.5	(30x0.25) TC	16	1.50	0.669	17.00
HMC0143	18	1640	500	660.3	299.5	(30x0.25) TC	16	1.50	0.701	17.80
HMC0144	20	1640	500	694.4	315.0	(30x0.25) TC	16	1.50	0.720	18.30
HMC0145	24	1640	500	837.7	380.0	(30x0.25) TC	16	1.50	0.803	20.40
HMC0146	2	1640	500	181.9	82.5	(50x0.25) TC	14	2.50	0.382	9.70
HMC0147	3	1640	500	262.3	119.0	(50x0.25) TC	14	2.50	0.402	10.20
HMC0148	4	1640	500	295.4	134.0	(50x0.25) TC	14	2.50	0.453	11.50

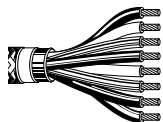
TC = Tinned Copper • DCR = DC resistance

Silicone Rubber – Steel Wire Braid (SWB)

Multicore Cables

300/500V, 180°C, peak temp 250°C

De- scription	Part No.	No. of Cond. (CDR)	Standard Lengths		Standard Unit Weight		Conductor (Stranding) Diameter Nom. DCR	Nominal Conductor OD		Shielding Material Nom. DCR	Nominal OD		Application
			ft.	m	lbs.	kg		AWG	Section mm ²		inch	mm	

180°C • 18 - 4/0 AWG • Stranded Tinned Copper Wire (continued)**Silicone Halogen-Free Insulation (Color Code: see chart 11, Tech Info Section) • Glass Fiber Tape • Overall Red-Brown FRNC/LSNH Jacket • SWB**IEC 60754-1
VDE 0282
Part 1Overall
Glass Fiber FoilIndustrial areas with increased temperature and
mechanical requirements, e.g.
- Mechanical engineering
- Glass and ceramic fabrication
- Steel and iron fabrication

HMC0149	5	1640	500	347.2	157.5	(50x0.25) TC	14	2.50	0.500	12.70
HMC0150	6	1640	500	407.9	185.0	(50x0.25) TC	14	2.50	0.539	13.70
HMC0151	7	1640	500	424.4	192.5	(50x0.25) TC	14	2.50	0.539	13.70
HMC0152	12	1640	500	670.2	304.0	(50x0.25) TC	14	2.50	0.693	17.60
HMC0153	2	1640	500	281.1	127.5	(56x0.30) TC	12	4	0.453	11.50
HMC0154	3	1640	500	329.6	149.5	(56x0.30) TC	12	4	0.480	12.20
HMC0155	4	1640	500	402.3	182.5	(56x0.30) TC	12	4	0.528	13.40
HMC0156	5	1640	500	501.5	227.5	(56x0.30) TC	12	4	0.594	15.10
HMC0157	6	1640	500	578.7	262.5	(56x0.30) TC	12	4	0.646	16.40
HMC0158	7	1640	500	612.9	278.0	(56x0.30) TC	12	4	0.646	16.40
HMC0159	2	1640	500	359.3	163.0	(84x0.30) TC	10	6	0.508	12.90
HMC0160	3	1640	500	442.0	200.5	(84x0.30) TC	10	6	0.539	13.70
HMC0161	4	1640	500	534.6	242.5	(84x0.30) TC	10	6	0.583	14.80
HMC0162	5	1640	500	663.6	301.0	(84x0.30) TC	10	6	0.661	16.80
HMC0163	6	1640	500	772.7	350.5	(84x0.30) TC	10	6	0.717	18.20
HMC0164	7	1640	500	811.3	368.0	(84x0.30) TC	10	6	0.717	18.20
HMC0165	2	1640	500	598.5	271.5	(80x0.40) TC	8	10	0.681	17.30
HMC0166	3	1640	500	718.7	326.0	(80x0.40) TC	8	10	0.724	18.40
HMC0167	4	1640	500	909.4	412.5	(80x0.40) TC	8	10	0.811	20.60
HMC0168	5	1640	500	1088.0	493.5	(80x0.40) TC	8	10	0.886	22.50
HMC0169	2	1640	500	824.5	374.0	(128x0.40) TC	6	16	0.795	20.20
HMC0170	3	1640	500	1002.0	454.5	(128x0.40) TC	6	16	0.846	21.50
HMC0171	4	1640	500	1304.0	591.5	(128x0.40) TC	6	16	0.921	23.40
HMC0172	5	1640	500	1535.5	696.5	(128x0.40) TC	6	16	1.031	26.20
HMC0173	2	1640	500	1153.0	523.0	(200x0.40) TC	4	25	0.937	23.80
HMC0174	3	1640	500	1484.8	673.5	(200x0.40) TC	4	25	1.024	26.00
HMC0175	4	1640	500	1849.7	839.0	(200x0.40) TC	4	25	1.114	28.30
HMC0176	2	1640	500	1519.0	689.0	(280x0.40) TC	2	35	1.071	27.20
HMC0177	3	1640	500	2034.8	923.0	(280x0.40) TC	2	35	1.142	29.00

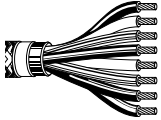
TC = Tinned Copper • DCR = DC resistance

Silicone Rubber – Steel Wire Braid (SWB)

Multicore Cables

300/500V, 180°C, peak temp 250°C

De- scription	Part No.	No. of Cond. (CDR)	Standard Lengths		Standard Unit Weight		Conductor (Stranding) Diameter Nom. DCR	Nominal Conductor OD		Shielding Material Nom. DCR	Nominal OD		Application
			ft.	m	lbs.	kg		AWG	Section mm ²		inch	mm	

180°C • 18 - 4/0 AWG • Stranded Tinned Copper Wire (continued)**Silicone Halogen-Free Insulation (Color Code: see chart 11, Tech Info Section) • Glass Fiber Tape • Overall Red-Brown FRNC/LSNH Jacket • SWB**IEC 60754-1
VDE 0282
Part 1Overall
Glass Fiber FoilIndustrial areas with increased temperature and
mechanical requirements, e.g.
- Mechanical engineering
- Glass and ceramic fabrication
- Steel and iron fabrication

HMC0178	4	1640	500	2469.2	1120.0	(280x0.40) TC	2	35	1.272	32.30		
HMC0179	2	1640	500	2060.2	934.5	(400x0.40) TC	1	50	1.236	31.40		
HMC0180	3	1640	500	2627.9	1192.0	(400x0.40) TC	1	50	1.319	33.50		
HMC0181	4	1640	500	2978.4	1351.0	(400x0.40) TC	1	50	1.465	37.20		
HMC0182	2	1640	500	2735.9	1241.0	(356x0.50) TC	2/0	70	1.390	35.30		
HMC0183	3	1640	500	3653.0	1657.0	(356x0.50) TC	2/0	70	1.508	38.30		
HMC0184	4	1640	500	4490.8	2037.0	(356x0.50) TC	2/0	70	1.673	42.50		
HMC0185	2	1640	500	3725.8	1690.0	(485x0.50) TC	3/0	95	1.630	41.40		
HMC0186	3	1640	500	4738.8	2149.5	(485x0.50) TC	3/0	95	1.764	44.80		
HMC0187	4	1640	500	5885.2	2669.5	(485x0.50) TC	3/0	95	1.961	49.80		
HMC0188	3	1640	500	5816.8	2638.5	(614x0.50) TC	4/0	120	1.921	48.80		
HMC0189	4	1640	500	7243.2	3285.5	(614x0.50) TC	4/0	120	2.130	54.10		

TC = Tinned Copper • DCR = DC resistance