

**DataTwist® 600e UTP Cable**

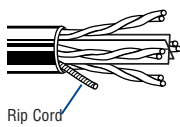
TIA/EIA-568-B.2-1, Category 6

Enhanced Category 6 Bonded-Pair Cables

**Certified System Cable**

Description	Part No.	UL NEC/ C(UL) CEC Type	No. of Pairs	Standard Lengths		Standard Unit Wt.		Nominal OD		Max. DCR ( $\Omega$ / 100m)	Max. DCR Unbal. (%)	Max. Cap. Unbal. (pF/ 100m)	Freq. (MHz)	Max. Atten. (dB/ 100m)	Min. PSUM NEXT (dB)	Min. PSUM ACR (dB/ 100m)	Min. PSUM ELFEXT (dB/ 100m)	Input Imped. ( $\Omega$ )	Min. RL (dB)
				Ft.	m	Lbs.	kg	Inch	mm										

**23 AWG Bonded-Pairs** Solid Bare Copper Conductors • Patented E-Spline Center Member • Rip Cord • See Color Code Chart (below)**Non-Plenum • Polyolefin Insulation • PVC Jacket** (Available in Red, Orange, Yellow, Green, Blue, Black, White or Gray)

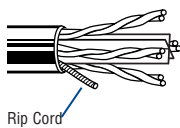
	<b>7851A</b>	NEC: CMR CEC: CMR	4	1000	304.8	38.0	17.2	.227	5.77	8.2	3.0	65.6	1	1.9	80.3	78.5	70.8	100±12	20.0
				A-1000	A-304.8	47.0	21.3	x	x				10	5.7	65.3	59.6	50.8	100±12	25.0
								.315	8.00				31.25	10.2	57.9	47.7	40.9	100±15	25.0
													62.5	14.7	53.4	38.7	34.9	100±15	25.0
													100	18.9	50.3	31.4	30.8	100±15	25.0
													155	23.9	47.5	23.5	27.0	100±15	22.8
													200	27.5	45.8	18.3	24.8	100±15	21.7
													250	31.2	44.3	13.2	22.8	100±20	20.5
													350	37.7	40.2	4.5	19.9	100±22	19.8
													400	40.6	39.3	0.6	18.8	100±22	19.5
						500	46.2	37.8	>0*	16.8	100±22	18.4							
						550	48.8	37.2	—	16.0	100±22	18.0							
						600	51.4	36.6	—	15.2	100±22	17.6							

Third party verified to TIA/EIA-568-B.2-1, Category 6

U.S. Patents 5,606,151; 5,734,126; 5,789,711 and 6,297,454-B1

Jacket sequentially marked at 2 ft. intervals. Features Descending Length Marking.

**Non-Plenum • Polyolefin Insulation • Gray Haloarrest® Jacket**

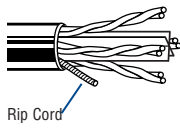
	<b>7851NH</b>	NEC: CMP CEC: CMP	4	1000	304.8	39.0	17.7	.241	6.12	8.2	3.0	65.6	1	1.9	80.3	78.5	70.8	100±12	20.0
				A-1000	A-304.8	48.0	21.8	x	x				10	5.7	65.3	59.6	50.8	100±12	25.0
								.329	8.36				31.25	10.2	57.9	47.7	40.9	100±15	25.0
													62.5	14.7	53.4	38.7	34.9	100±15	25.0
													100	18.9	50.3	31.4	30.8	100±15	25.0
													155	23.9	47.5	23.5	27.0	100±15	22.8
													200	27.5	45.8	18.3	24.8	100±15	21.7
													250	31.2	44.3	13.2	22.8	100±20	20.5
													350	37.7	40.2	4.5	19.9	100±22	19.8
													400	40.6	39.3	0.6	18.8	100±22	19.5
						500	46.2	37.8	>0*	16.8	100±22	18.4							
						550	48.8	37.2	—	16.0	100±22	18.0							
						600	51.4	36.6	—	15.2	100±22	17.6							

Third party verified to TIA/EIA-568-B.2-1, Category 6

U.S. Patents 5,606,151; 5,734,126; 5,789,711 and 6,297,454-B1

Jacket sequentially marked at 1 meter intervals. Features Descending Length Marking.

**Plenum • FEP Teflon® Insulation • Flammarrest® Jacket** (Available in Red, Orange, Yellow, Green, Blue, Black, White or Gray)

	<b>7852A</b>	NEC: CMP CEC: CMP	4	1000	304.8	40.0	18.1	.218	5.54	8.2	3.0	65.6	1	1.9	80.3	78.5	70.8	100±12	20.0
				A-1000†	A-304.8	49.0	22.2	x	x				10	5.7	65.3	59.6	50.8	100±12	25.0
								.290	7.37				31.25	10.2	57.9	47.7	40.9	100±15	25.0
													62.5	14.7	53.4	38.7	34.9	100±15	25.0
													100	18.9	50.3	31.4	30.8	100±15	25.0
													155	23.9	47.5	23.5	27.0	100±15	22.8
													200	27.5	45.8	18.3	24.8	100±15	21.7
													250	31.2	44.3	13.2	22.8	100±20	20.5
													350	37.7	40.2	4.5	19.9	100±22	19.8
													400	40.6	39.3	0.6	18.8	100±22	19.5
						500	46.2	37.8	>0*	16.8	100±22	18.4							
						550	48.8	37.2	—	16.0	100±22	18.0							
						600	51.4	36.6	—	15.2	100±22	17.6							

† A-1000 ft. put-up not available in Red.

Third party verified to TIA/EIA-568-B.2-1, Category 6

U.S. Patents 5,606,151; 5,734,126; 5,789,711 and 6,297,454-B1

Jacket sequentially marked at 2 ft. intervals. Features descending Length marking.

ACR = Attenuation Crosstalk Ratio • DCR = DC Resistance • ELFEXT = Equal Level Far-end Crosstalk • NEXT = Near-end Crosstalk • PSUM = Power Sum • RL = Return Loss • UTP = Unshielded Twisted Pair(s)

\*PSUM ACR &gt;0 is guaranteed to 460 MHz

 Not RoHS compliant at time of printing. Please check with Belden Technical Support for current compliance information at 1-800-BELDEN-1.
**DataTwist 600e: Beyond Category 6**

Belden® DataTwist 600e data cable is a revolutionary UTP cable engineered specifically to perform well beyond Category 6 standards. While Category 6 cable is specified only to 250 MHz, DataTwist 600e is the only Cat 6 UTP cable in the industry fully characterized with guaranteed performance to 600 MHz. So users have far more headroom to compensate for unforeseen factors that can inhibit the performance of a cabling system today...and protection of their technology investment for the future.

**Handy Cable Preparation Tool Speeds Installation Of Bonded-Pair Cables**

You know the high performance benefits of using data cables featuring Belden's unique Bonded-Pair technology. The Belden Cable Preparation Tool (1797B) now makes it faster and easier than ever to prepare cables for connector termination providing special features that help separate twisted pairs. The Cable Preparation Tool is packed with every spool of DataTwist 600e. See page 15.40 for more information.

**Color Codes: DataTwist 600e**

Pair No.	Color Combination
1	White/Blue Stripe & Blue
2	White/Orange Stripe & Orange
3	White/Green Stripe & Green
4	White/Brown Stripe & Brown

Teflon is a DuPont trademark.

# DataTwist® 350 UTP Cable

## TIA/EIA-568-B.2, Category 5e

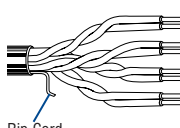
### Enhanced Category 5e Bonded-Pair Cables

**Certified System Cable**

Description	Part No.	UL NEC/ C(UL) CEC Type	No. of Pairs	Standard Lengths		Standard Unit Wt.		Nominal OD		Max. DCR (Ω/100m)	Max. DCR Unbal. (%)	Max. Cap. Unbal. (pF/100m)	Freq. (MHz)	Max. Atten. (dB/100m)	Min. PSUM NEXT (dB)	Min. PSUM ACR (dB/100m)	Min. PSUM ELFEXT (dB/100m)	Input Imped. (Ω)	Min. RL (dB)
				Ft.	m	Lbs.	kg	Inch	mm										

**24 AWG Bonded-Pairs** Solid Bare Copper Conductors • Rip Cord • See Color Code Chart (below)

**Non-Plenum • Polyolefin Insulation • PVC Jacket** (Red, Orange, White, Black, Yellow, Green, Blue, Purple, Light Gray or Gray)

	<b>1700A</b>	NEC:	4	U-1000	U-304.8	22.0	10.0	.200	5.08	9.0	3.0	66.0	1	2.0	65.3	63.3	60.8	100±12	20.0	
		CM		1000 †	304.8	22.0	10.0							4	4.0	56.3	52.3	48.8	100±12	23.0
		CEC:		1640 †	500.0	36.1	16.4							8	5.7	51.8	46.1	42.7	100±12	24.5
		CM		3000 †	914.4	63.0	28.6							10	6.4	50.3	43.9	40.8	100±12	25.0
		CM		3280 †	1000.0	72.2	32.8							16	8.1	47.3	39.1	36.7	100±12	25.0
														25	10.3	44.3	34.1	32.8	100±15	24.3
														31.25	11.6	42.9	31.3	30.9	100±15	23.6
														62.5	16.8	38.4	21.6	24.9	100±15	21.5
														100	21.7	35.3	17.1	20.8	100±15	20.1
														155	27.7	32.5	4.7	16.9	100±18	19.0
													200	32.0	30.8	3.0	14.7	100±18	19.0	
													250	36.4	29.3	—	12.8	100±20	18.0	
													350	44.3	27.2	—	9.9	100±22	17.0	
	<b>1702A*</b>	NEC:	2x4	1000 *	304.8	45.0	20.4	.200	5.08											
		CM		1640 *	500.0	73.8	33.5		x	x										
		CEC:						.415	10.54											
		CM																		
		CM																		
	<b>1700R</b>	NEC:	4	U-1000 ††	U-304.8	22.0	10.0	.204	5.18											
		CMR		1000 ††	304.8	22.0	10.0													
		CEC:		3000 ††	914.4	63.0	28.6													
		CMR																		
		CMR																		

\*1702A is Siamese version of 1700A and is available in Blue or Light Gray only.

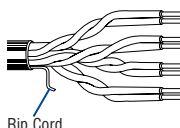
†1000 ft. put-up not available in Gray. 3000 ft. put-up available in Red, Blue, White or Lt. Gray only. 1640 ft. available in Lt. Gray or Blue only. 3280 ft. available in Lt. Gray only.

††1700R is not available in Black nor Medium Gray. 3000 ft. put-up available in Red, Blue, Purple, White or Light Gray only.

Third party verified to TIA/EIA-568-B.2, Category 5e

Jacket sequentially marked at 2 ft. intervals. Features Descending Length Marking. • U.S. Patents 5,606,151 and 5,734,126

**Plenum • FEP Teflon® Insulation • Flamarrest® Jacket** (Available in Red, Orange, Gray, Yellow, Green, Blue, Purple, Natural or Black)

	<b>1701A</b>	NEC:	4	U-1000	U-304.8	23.0	10.5	.195	4.95	9.0	3.0	66.0	1	2.0	65.3	63.3	60.8	100±12	20.0	
		CMP		1000	304.8	24.0	10.9							4	4.0	56.3	52.3	48.8	100±12	23.0
		CEC:		3000 †	914.4	69.0	31.3							8	5.7	51.8	46.1	42.7	100±12	24.5
		CMP												10	6.4	50.3	43.9	40.8	100±12	25.0
		CMP												16	8.1	47.3	39.1	36.7	100±12	25.0
														25	10.3	44.3	34.1	32.8	100±15	24.3
														31.25	11.6	42.9	31.3	30.9	100±15	23.6
														62.5	16.8	38.4	21.6	24.9	100±15	21.5
														100	21.7	35.3	17.1	20.8	100±15	20.1
														155	27.7	32.5	4.7	16.9	100±18	19.0
													200	32.0	30.8	3.0	14.7	100±20	19.0	
													250	36.4	29.3	—	12.8	100±20	18.0	
													350	44.3	27.2	—	9.9	100±22	17.0	
	<b>1703A**</b>	NEC:	2x4	1000 ††	304.8	46.0	20.9	.195	4.95											
		CMP						x	x											
		CEC:						.405	10.29											
		CMP																		
		CMP																		

\*\*1703A is Siamese version of 1701A.

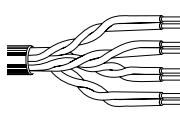
†3000 ft. put-up available in Blue or Natural only.

††1000 ft. put-up available in Blue or Natural only.

Third party verified to TIA/EIA-568-B.2, Category 5e

Jacket sequentially marked at 2 ft. intervals. Features Descending Length Marking. • U.S. Patents 5,606,151 and 5,734,126

**Plenum • FEP Teflon Insulation • FEP Jacket** (Available in Blue or White)

	<b>1701LC</b>	NEC:	4	U-1000	U-304.8	23.0	10.5	.187	4.75	9.0	3.0	66.0	1	2.0	65.3	63.3	60.8	100±12	20.0	
		Limited		1000	304.8	24.0	10.9							4	4.0	56.3	52.3	48.8	100±12	23.0
		Combustible												8	5.7	51.8	46.1	42.7	100±12	24.5
		FHC 25/50												10	6.4	50.3	43.9	40.8	100±12	25.0
		CMP												16	8.1	47.3	39.1	36.7	100±12	25.0
														25	10.3	44.3	34.1	32.8	100±15	24.3
														31.25	11.6	42.9	31.3	30.9	100±15	23.6
														62.5	16.8	38.4	21.6	24.9	100±15	21.5
														100	21.7	35.3	17.1	20.8	100±15	20.1
														155	27.7	32.5	4.7	16.9	100±18	19.0
													200	32.0	30.8	3.0	14.7	100±20	19.0	
													250	36.4	29.3	—	12.8	100±20	18.0	
													350	44.3	27.2	—	9.9	100±22	17.0	

1701LC does not have a rip cord.

Third party verified to TIA/EIA-568-B.2, Category 5e

Jacket sequentially marked at 2 ft. intervals. Features Descending Length Marking. • U.S. Patents 5,606,151 and 5,734,126

ACR = Attenuation Crosstalk Ratio • DCR = DC Resistance • ELFEXT = Equal Level Far-end Crosstalk • NEXT = Near-end Crosstalk • PSUM = Power Sum • RL = Return Loss • UTP = Unshielded Twisted Pair(s)

### Color Codes: DataTwist 350

Pair No.	Color Combination
1	White/Blue Stripe & Blue
2	White/Orange Stripe & Orange
3	White/Green Stripe & Green
4	White/Brown Stripe & Brown

**Get the Bonded-Pairs Cable Preparation Tool**

See page 15.40 for details.

(Part No. 1797B)



Teflon is a DuPont trademark.



For more information, contact Belden Technical Support: 1-800-BELDEN-1 • www.belden.com

Belden114@CableCon.kr / 0707-434-7704 / Fax. 02-744-0909 / www.CableCon.co.kr

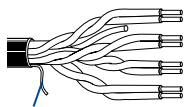
**DataTwist® 6 UTP Cable**

TIA/EIA-568-B.2-1, Category 6 Nonbonded-Pair Cables

Description	Part No.	UL NEC/ C(UL) CEC Type	No. of Pairs	Standard Lengths		Standard Unit Wt.		Nominal OD		Max. DCR ( $\Omega$ / 100m)	Max. DCR Unbal. (%)	Max. Cap. Unbal. (pF/ 100m)	Freq. (MHz)	Max. Atten. (dB/ 100m)	Min. PSUM NEXT (dB)	Min. PSUM ACR (dB/ 100m)	Min. PSUM ELFEXT (dB/ 100m)	Input Imped. ( $\Omega$ )	Min. RL (dB)
				Ft.	m	Lbs.	kg	Inch	mm										

**23 AWG** Solid Bare Copper Conductors • Twisted Pairs • Central Rod Filler • Rip Cord • See Color Code Chart (below)**Non-Plenum • Polyolefin Insulation • PVC Jacket** (Available in Red, Orange, Yellow, Green, Blue, Purple, Gray, White or Black)

Part No.	UL NEC/ C(UL) CEC Type	No. of Pairs	1000 Ft.	304.8 m	30.0 Lbs.	13.6 kg	.241 Inch	6.12 mm	8.2	5.0	330	1	2.0	72.3	70.3	64.8	100±15	20.0		
<b>7881A</b>	NEC:	4	1000	304.8	30.0	13.6	.241	6.12	8.2	5.0	330	1	2.0	72.3	70.3	64.8	100±15	20.0		
	CMR		A-1000	A-304.8	33.0	15.0							10	6.0	57.3	51.3	44.8	100±15	25.0	
	CEC:												20	8.5	52.8	44.3	38.8	100±15	25.0	
	CMR												31.25	10.7	49.9	39.2	34.9	100±15	23.6	
														62.5	15.4	45.4	30.0	28.9	100±15	21.5
														100	19.8	42.3	22.5	24.8	100±15	20.1
														200	29.0	37.8	8.8	18.8	100±22	18.0
												250	32.8	36.3	3.5	16.8	100±32	17.3		

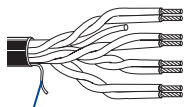


Rip Cord

Jacket sequentially marked at 2 ft. intervals.  
Features Descending Length Marking.  
Third party verified to TIA/EIA-568-B.2-1, Category 6

**Plenum • Dual FRPO/FEP Insulation • Flamarrest® Jacket** (Avail. in Red, Orange, Yellow, Green, Blue, Purple, Gray, Natural or Black)

Part No.	UL NEC/ C(UL) CEC Type	No. of Pairs	1000 Ft.	304.8 m	29.0 Lbs.	13.2 kg	.224 Inch	5.69 mm	8.2	5.0	330	1	2.0	72.3	70.3	64.8	100±15	20.0		
<b>7882A</b>	NEC:	4	1000	304.8	29.0	13.2	.224	5.69	8.2	5.0	330	1	2.0	72.3	70.3	64.8	100±15	20.0		
	CMR		A-1000	A-304.8	32.0	14.5							10	6.0	57.3	51.3	44.8	100±15	25.0	
	CEC:												20	8.5	52.8	44.3	38.8	100±15	25.0	
	CMR												31.25	10.7	49.9	39.2	34.9	100±15	23.6	
														62.5	15.4	45.4	30.0	28.9	100±15	21.5
														100	19.8	42.3	22.5	24.8	100±15	20.1
														200	29.0	37.8	8.8	18.8	100±22	18.0
												250	32.8	36.3	3.5	16.8	100±32	17.3		



Rip Cord

Jacket sequentially marked at 2 ft. intervals.  
Features Descending Length Marking.  
Third party verified to TIA/EIA-568-B.2-1, Category 6

ACR = Attenuation Crosstalk Ratio • BC = Bare Copper • DCR = DC Resistance • ELFEXT = Equal Level Far-end Crosstalk • FEP = Fluorinated Ethylene Propylene • FRPO = Flame-retardant Polyolefin • NEXT = Near-end Crosstalk • PSUM = Power Sum • RL = Return Loss • UTP = Unshielded Twisted Pair(s)

For either T568-A or T568-B configurations.

**Color Codes: DataTwist 6**

Pair No.	Color Combination
1	White/Blue Stripe & Blue
2	White/Orange Stripe & Orange
3	White/Green Stripe & Green
4	White/Brown Stripe & Brown

**DataTwist 6 Limited Combustible UTP Cable**

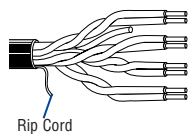
TIA/EIA 568-B.2-1, Category 6

Enhanced Category 6 Bonded-Pair Cables

Description	Part No.	UL NEC/ C(UL) CEC Type	No. of Pairs	Standard Lengths		Standard Unit Wt.		Nominal OD		Max. DCR ( $\Omega$ / 100m)	Max. DCR Unbal. (%)	Max. Cap. Unbal. (pF/ 100m)	Freq. (MHz)	Max. Atten. (dB/ 100m)	Min. PSUM NEXT (dB)	Min. PSUM ACR (dB/ 100m)	Min. PSUM ELFEXT (dB/ 100m)	Input Imped. ( $\Omega$ )	Min. RL (dB)
				Ft.	m	Lbs.	kg	Inch	mm										

**23 AWG Bonded-Pairs** • Solid Bare Copper Conductors • Twisted Pairs • Central Rod Filler • Rip Cord • See Color Code Chart (below)**Plenum • FEP Teflon® Insulation • FEP Jacket** (Available in Light Blue or White)

Part No.	UL NEC/ C(UL) CEC Type	No. of Pairs	Standard Lengths		Standard Unit Wt.		Nominal OD		Max. DCR ( $\Omega$ / 100m)	Max. DCR Unbal. (%)	Max. Cap. Unbal. (pF/ 100m)	Freq. (MHz)	Max. Atten. (dB/ 100m)	Min. PSUM NEXT (dB)	Min. PSUM ACR (dB/ 100m)	Min. PSUM ELFEXT (dB/ 100m)	Input Imped. ( $\Omega$ )	Min. RL (dB)			
			Ft.	m	Lbs.	kg	Inch	mm													
7813LC	NEC: Limited Combustible FHC 25/50 CMP CEC: CMP	4	1000	304.8	35.0	15.89	.214	5.44	8.2	5.0	330	1	2.0	72.3	70.3	64.8	100±15	20.0			
			U-1000	U-304.8	33.0	14.98								4	3.8	63.3	59.5	52.8	100±15	23.0	
															8	5.3	58.8	53.4	46.7	100±15	24.5
															10	6.0	57.3	51.3	44.8	100±15	25.0
															16	7.6	54.3	46.7	40.7	100±15	25.0
															20	8.5	52.8	44.3	38.8	100±15	25.0
															25	9.5	51.3	41.8	36.8	100±15	24.3
															31.25	10.7	49.9	39.2	34.9	100±15	23.6
															62.5	15.4	45.4	30.0	28.9	100±15	21.5
															100	19.8	42.3	22.5	24.8	100±15	20.1
															155	25.2	39.5	14.3	20.9	100±22	18.8
												200	29.0	37.8	8.8	18.8	100±22	18.0			
												250	32.8	36.3	3.5	16.8	100±32	17.3			



Jacket sequentially marked at 2 ft. intervals.

Features Descending Length Marking.

Third party verified to TIA/EIA 568-B.2-1, Category 6

U.S. Patents 5,606,151 and 5,734,126

ACR = Attenuation Crosstalk Ratio • ELFEXT = Equal Level Far-end Crosstalk • FEP = Fluorinated Ethylene Propylene • NEXT = Near-end Crosstalk • RL = Return Loss • UTP = Unshielded Twisted Pair(s)

Teflon is a DuPont trademark.

**Color Codes: DataTwist 6 LC**

Pair No.	Color Combination
1	White/Blue Stripe, Blue
2	White/Orange Stripe, Orange
3	White/Green Stripe, Green
4	White/Brown Stripe, Brown

# DataTwist® 5e+ UTP Cable

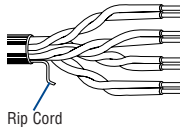
TIA/EIA-568-B.2, Category 5e

Enhanced Category 5e Nonbonded-Pair Cables

Description	Part No.	UL NEC/ C(UL) CEC Type	No. of Pairs	Standard Lengths		Standard Unit Wt.		Nominal OD		Max. DCR (Ω/100m)	Max. DCR Unbal. (%)	Max. Cap. Unbal. (pF/100m)	Freq. (MHz)	Max. Atten. (dB/100m)	Min. PSUM NEXT (dB)	Min. PSUM ACR (dB/100m)	Min. PSUM ELFEXT (dB/100m)	Input Imped. (Ω)	Min. RL (dB)
				Ft.	m	Lbs.	kg	Inch	mm										

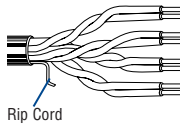
**24 AWG** Solid Bare Copper Conductors • Twisted Pairs • Rip Cord • See Color Code Chart (below)

### Non-Plenum • Polyolefin Insulation • PVC Jacket (Available in Red, Orange, Yellow, Green, Blue, Gray or White)

	<b>1500A</b>	NEC:	4	1000	304.8	23.0	10.4	.190	4.83	9.0	3.0	200	1	2.0	65.3	63.3	60.8	100±12	20.0			
		CM		A-1000	A-304.8	26.0	11.8								4	4.0	56.3	52.3	48.7	100±12	23.0	
		CEC:														8	5.7	51.8	46.1	42.7	100±12	24.5
		CM														10	6.4	50.3	43.9	40.8	100±12	25.0
																16	8.1	47.3	39.1	36.7	100±12	25.0
																25	10.3	44.3	34.1	32.8	100±15	24.3
																31.25	11.6	42.9	31.3	30.9	100±15	23.6
																62.5	16.8	38.4	21.6	24.9	100±15	21.5
																100	21.7	35.3	17.1	20.8	100±15	20.1
																155	27.7	32.5	4.7	16.9	100±18	19.0
													200	32.0	30.8	3.0	14.7	100±20	19.0			
													250	36.4	29.3	—	12.8	100±20	18.0			
													350	44.3	27.2	—	9.9	100±22	17.0			

Jacket sequentially marked at 2 ft. intervals  
Features Descending Length Marking.  
Third party verified to TIA/EIA-568-B.2, Category 5e

### Plenum • Dual FRPO/FEP Insulation • Flamarrest® Jacket (Avail. in Red, Orange, Yellow, Green, Blue, Gray, White or Natural)

	<b>1501A</b>	NEC:	4	1000†	304.8	23.0	10.4	.190	4.83	9.0	3.0	200	1	2.0	65.3	63.3	60.8	100±12	20.0			
		CMP		A-1000	A-304.8	26.0	11.8								4	4.0	56.3	52.3	48.7	100±12	23.0	
		CEC:														8	5.7	51.8	46.1	42.7	100±12	24.5
		CMP														10	6.4	50.3	43.9	40.8	100±12	25.0
																16	8.1	47.3	39.1	36.7	100±12	25.0
																25	10.3	44.3	34.1	32.8	100±15	24.3
																31.25	11.6	42.9	31.3	30.9	100±15	23.6
																62.5	16.8	38.4	21.6	24.9	100±15	21.5
																100	21.7	35.3	17.1	20.8	100±15	20.1
																155	27.7	32.5	4.7	16.9	100±18	19.0
													200	32.0	30.8	3.0	14.7	100±20	19.0			
													250	36.4	29.3	—	12.8	100±20	18.0			
													350	44.3	27.2	—	9.9	100±22	17.0			

†1000 ft. put-up not available in Red.  
Jacket sequentially marked at 2 ft. intervals  
Features Descending Length Marking.  
Third party verified to TIA/EIA-568-B.2, Category 5e

ACR = Attenuation Crosstalk Ratio • DCR = DC Resistance • ELFEXT = Equal Level Far-end Crosstalk • FEP = Fluorinated Ethylene Propylene • FRPO = Flame-retardant Polyolefin • NEXT = Near-end Crosstalk • PSUM = Power Sum • RL = Return Loss • UTP = Unshielded Twisted Pair(s)


### Color Codes: DataTwist 5e+

Pair No.	Color Combination
1	White/Blue Stripe & Blue
2	White/Orange Stripe & Orange
3	White/Green Stripe & Green
4	White/Brown Stripe & Brown

Teflon is a DuPont trademark.

**Get the Bonded-Pairs Cable Preparation Tool**

See page 15.40 for details.  
(Part No. 1797B)

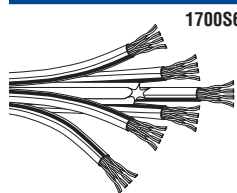


**DataTwist 350 Composite UTP Cable**

ANSI/TIA/EIA 568-B.2, Category 5e

Banana Peel® Jacketless Cables

Description	Part No.	UL NEC/ C(UL) CEC Type	No. of Pairs	Standard Lengths		Standard Unit Wt.		Nominal OD		Max. DCR (Ω/ 100m)	Max. DCR Unbal. (%)	Max. Cap. Unbal. (pF/ 100m)	Freq. (MHz)	Max. Atten. (dB/ 100m)	Min. PSUM NEXT (dB)	Min. PSUM ACR (dB/ 100m)	Min. PSUM ELFEXT (dB/ 100m)	Input Imped. (Ω)	Min. RL (dB)
				Ft.	m	Lbs.	kg	Inch	mm										


**24 AWG Bonded-Pairs** • Solid Bare Copper Conductors • Spline Filler • Rip Cord • See Color Code Chart (below)**Non-Plenum • Polyolefin Insulation • PVC Inner Jacket** (Available in Light Blue or Gray) • **No Overall Jacket**

1700S6	NEC: CMR CEC: CMG	24	500 1000	152.4 304.8	77.5 149.0	35.19 67.65	.204 .600	5.18 15.24	9.0	3.0	66.0	1 10 16 31.25 62.5 100 200 250 350	2.0 6.4 8.1 11.6 16.8 21.7 32.0 36.4 44.3	65.3 50.3 47.3 42.9 38.4 35.3 30.8 29.3 27.2	63.3 43.9 39.1 31.3 21.6 17.1 3.0 >0.0 —	60.8 40.8 36.7 30.9 24.9 20.8 14.7 12.8 9.9	100±12 100±12 100±12 100±15 100±15 100±15 100±20 100±20 100±22	20.0 25.0 25.0 23.6 21.5 20.1 19.0 18.0 17.0
--------	----------------------------	----	-------------	----------------	---------------	----------------	--------------	---------------	-----	-----	------	--	---	--	--	---	--	--

Bundled version of 1700R.

U.S. Patents 5,606,151; 5,734,126; 7,049,523.

Individual leg is third party verified to ANSI/TIA/EIA 568-B.2, Category 5e

**Plenum • FEP Insulation • Flamarrest® Inner Jacket** (Available in Blue or Natural) • **No Overall Jacket**

1701S6	NEC: CMP CEC: CMP	24	500 1000	152.4 304.8	81.5 157.0	37.00 71.28	.195 .600	4.95 15.24	9.0	3.0	66.0	1 10 16 31.25 62.5 100 200 250 350	2.0 6.4 8.1 11.6 16.8 21.7 32.0 36.4 44.3	65.3 50.3 47.3 42.9 38.4 35.3 30.8 29.3 27.2	63.3 43.9 39.1 31.3 21.6 17.1 3.0 >0.0 —	60.8 40.8 36.7 30.9 24.9 20.8 14.7 12.8 9.9	100±12 100±12 100±12 100±15 100±15 100±15 100±20 100±20 100±22	20.0 25.0 25.0 23.6 21.5 20.1 19.0 18.0 17.0
--------	----------------------------	----	-------------	----------------	---------------	----------------	--------------	---------------	-----	-----	------	--	---	--	--	---	--	--

Bundled version of 1701A.

U.S. Patents 5,606,151; 5,734,126; 7,049,523.

Individual leg is third party verified to ANSI/TIA/EIA 568-B.2, Category 5e

UTP = Unshielded Twisted Pair(s) • NEXT = Near-end Crosstalk • ACR = Attenuation Crosstalk Ratio • ELFEXT = Equal Level Far-end Crosstalk • RL = Return Loss

**Color Codes: DT 350 Composite**

Pair No.	Color Combination
1	White/Blue Stripe & Blue
2	White/Orange Stripe & Orange
3	White/Green Stripe & Green
4	White/Brown Stripe & Brown

# DataTwist® 5e UTP Cable

## TIA/EIA-568-B.2, Category 5e Nonbonded-Pair Cables

Description	Part No.	UL NEC/ C(UL) CEC Type	No. of Pairs	Standard Lengths		Standard Unit Wt.		Nominal OD		Max. DCR (Ω/ 100m)	Max. DCR Unbal. (%)	Max. Cap. Unbal. (pF/ 100m)	Freq. (MHz)	Max. Atten. (dB/ 100m)	Min. PSUM NEXT (dB)	Min. PSUM ACR (dB/ 100m)	Min. PSUM ELFEXT (dB/ 100m)	Input Imped. (Ω)	Min. RL (dB)
				Ft.	m	Lbs.	kg	Inch	mm										

**24 AWG Solid Bare Copper Conductors • Twisted Pairs • Rip Cord • See Color Code Chart (below)**

### Non-Plenum • Polyolefin Insulation • PVC Jacket (Available in Dark Gray or Blue)

	<b>1588A</b>	NEC:	2	U-1000	U-304.8	14.0	6.4	.183	4.65	9.38	5.0	330	1	2.0	62.3	60.3	60.8	100±15	20.0
		CM		1000	304.8	15.0	6.8												
		CEC:		1640†	500.0	24.6	11.2												
		CM																	
	<b>1588R</b>	NEC:	2	U-1000††	U-304.8	14.0	6.4	.183	4.65	9.38	5.0	330	1	2.0	62.3	60.3	60.8	100±15	20.0
		CMR		1000††	304.8	15.0	6.8												
		CEC:																	
		CMR																	

†1640 ft. put-up available in Dark Gray only.

††U-1000 ft. and 1000 ft. put-ups available in Blue only

Jacket sequentially marked at 2 ft. intervals. Third party verified to TIA/EIA-568-B.2, Category 5e

### Non-Plenum • Polyolefin Insulation • PVC Jacket (Available in White, Black, Gray, Blue, Red, Orange, Yellow, Green or Pink)

	<b>1583A</b>	NEC:	4	U-1000	U-304.8	21.0	9.5	.195	4.95	9.38	3.0	330	1	2.0	62.3	60.3	60.8	100±15	20.0
		CM		1000	304.8	21.0	9.5												
		CEC:		1640†	500.0	34.4	15.7												
		CM		3000†	914.4	63.0	28.6												
	<b>1583R</b>	NEC:	4	U-1000††	U-304.8	22.0	10.0	.197	5.00	9.38	3.0	330	1	2.0	62.3	60.3	60.8	100±15	20.0
		CMR		1000††	304.8	22.0	10.0												
		CEC:		3000††	914.4	63.0	28.6												
		CMR																	

†1640 ft. put-up available in Dark Gray or Blue only. 3000 ft. put-up available in Dark Gray, White or Blue only.

††1583R is not available in Black. 3000 ft. put-ups available in Dark Gray, White or Blue only.

Jacket sequentially marked at 2 ft. intervals. Third party verified to TIA/EIA-568-B.2, Category 5e

### Non-Plenum • Polyolefin Insulation • Fluorescent Pink PVC Jacket

	<b>DataBrite® 1583B</b>	NEC:	4	U-1000	U-304.8	19.0	8.6	.195	4.95	9.38	3.0	330	1	2.0	62.3	60.3	60.8	100±15	20.0
		CMR		1000	304.8	20.0	9.1												
		CEC:																	
		CMR																	

Jacket sequentially marked at 2 ft. intervals. Third party verified to TIA/EIA-568-B.2, Category 5e

### Non-Plenum • Polyolefin Insulation • UV Resistant PVC Jacket (Available in Gray, White or Ivory)

	<b>Indoor/Outdoor 1594A</b>	NEC:	4	U-1000	U-304.8	26.0	11.8	.220	5.58	9.38	3.0	330	1	2.0	62.3	60.3	60.8	100±15	20.0
		CMR/CMX																	
		CEC:																	
		CMR/CMX																	

Jacket sequentially marked at 2 ft. intervals. Third party verified to TIA/EIA-568-B.2, Category 5e

### Outside Plant • Polyolefin Insulation • Black Gel-filled Polyethylene Jacket

	<b>Outdoor 7997A</b>		4	1000	304.8	38.0	17.2	.251	6.38	8.90	3.0	66.0	1	2.0	68.3	66.3	64.8	100±15	20.0

Jacket sequentially marked at 2 ft. intervals. Third party verified to TIA/EIA-568-B.2, Category 5e

ACR = Attenuation Crosstalk Ratio • DCR = DC Resistance • ELFEXT = Equal Level Far-end Crosstalk • NEXT = Near-end Crosstalk • PSUM = Power Sum • RL = Return Loss • UTP = Unshielded Twisted Pair(s)

### Color Codes: DataTwist 5e

Pair No.	Color Combination
1	White/Blue Stripe & Blue
2	White/Orange Stripe & Orange
3	White/Green Stripe & Green
4	White/Brown Stripe & Brown



For more information, contact Belden Technical Support: 1-800-BELDEN-1 • www.belden.com

Belden114@CableCon.kr / 0707-434-7704 / Fax. 02-744-0909 / www.CableCon.co.kr




# DataTwist® 5e UTP Cable

## TIA/EIA-568-B.2, Category 5e Nonbonded-Pair Cables

Description	Part No.	UL NEC/ C(UL) CEC Type	No. of Pairs	Standard Lengths		Standard Unit Wt.		Nominal OD		Max. DCR (Ω/100m)	Max. DCR Unbal. (%)	Max. Cap. Unbal. (pF/100m)	Freq. (MHz)	Max. Atten. (dB/100m)	Min. PSUM NEXT (dB)	Min. PSUM ACR (dB/100m)	Min. PSUM ELFEXT (dB/100m)	Input Imped. (Ω)	Min. RL (dB)
				Ft.	m	Lbs.	kg	Inch	mm										


**24 AWG Solid Bare Copper Conductors • Twisted Pairs • Rip Cord • See Color Code Chart (below)**

### Plenum • FEP Teflon® Insulation • Flamarrest® Jacket (Available in Natural or Blue)

Description	Part No.	UL NEC/ C(UL) CEC Type	No. of Pairs	Standard Lengths		Standard Unit Wt.		Nominal OD		Max. DCR (Ω/100m)	Max. DCR Unbal. (%)	Max. Cap. Unbal. (pF/100m)	Freq. (MHz)	Max. Atten. (dB/100m)	Min. PSUM NEXT (dB)	Min. PSUM ACR (dB/100m)	Min. PSUM ELFEXT (dB/100m)	Input Imped. (Ω)	Min. RL (dB)
				Ft.	m	Lbs.	kg	Inch	mm										
 Rip Cord	1590A	NEC: CMP CEC: CMP FT6	2	1000	304.8	16.0	7.3	.175	4.44	9.38	5.0	330	1	2.0	62.3	60.3	60.8	100±15	20.0
				10	6.5	47.3	49.2	40.8	100±15	25.0									
				16	8.2	44.3	40.8	36.7	100±15	25.0									
				31.25	11.7	39.9	36.0	30.9	100±15	23.6									
				62.5	17.0	35.4	28.2	24.8	100±15	21.5									
				100	22.0	32.3	19.0	20.8	100±15	20.1									
200	32.0	27.8	10.3	14.7	100±25	15.0													

Jacket sequentially marked at 2 ft. intervals. Third party verified to TIA/EIA-568-B.2, Category 5e

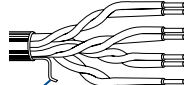
### Plenum • FEP Teflon® Insulation • Flamarrest® Jacket (Red, Orange, Yellow, Green, Gray, White, Black, Pink, Natural or Blue)

Description	Part No.	UL NEC/ C(UL) CEC Type	No. of Pairs	Standard Lengths		Standard Unit Wt.		Nominal OD		Max. DCR (Ω/100m)	Max. DCR Unbal. (%)	Max. Cap. Unbal. (pF/100m)	Freq. (MHz)	Max. Atten. (dB/100m)	Min. PSUM NEXT (dB)	Min. PSUM ACR (dB/100m)	Min. PSUM ELFEXT (dB/100m)	Input Imped. (Ω)	Min. RL (dB)
				Ft.	m	Lbs.	kg	Inch	mm										
 Rip Cord	1585A	NEC: CMP CEC: CMP FT6	4	U-1000	U-304.8	23.0	10.5	.198	5.03	9.38	3.0	330	1	2.0	62.3	60.3	60.8	100±15	20.0
				1000	304.8	24.0	10.9	4	4.1	53.3	49.2	48.7	100±15	23.0					
				10	6.5	47.3	40.8	40.8	100±15	25.0									
				16	8.2	44.3	36.0	36.7	100±15	25.0									
				31.25	11.7	39.9	28.2	30.9	100±15	23.6									
				62.5	17.0	35.4	19.0	24.8	100±15	21.5									
100	22.0	32.3	10.3	20.8	100±15	20.1													
200	32.0	27.8	1.0	14.7	100±25	15.0													

†3000 ft. put-up available in Natural or Blue only.

Jacket sequentially marked at 2 ft. intervals. Third party verified to TIA/EIA-568-B.2, Category 5e


### Plenum • FEP Teflon Insulation • Fluorescent Pink Flamarrest Jacket

Description	Part No.	UL NEC/ C(UL) CEC Type	No. of Pairs	Standard Lengths		Standard Unit Wt.		Nominal OD		Max. DCR (Ω/100m)	Max. DCR Unbal. (%)	Max. Cap. Unbal. (pF/100m)	Freq. (MHz)	Max. Atten. (dB/100m)	Min. PSUM NEXT (dB)	Min. PSUM ACR (dB/100m)	Min. PSUM ELFEXT (dB/100m)	Input Imped. (Ω)	Min. RL (dB)
				Ft.	m	Lbs.	kg	Inch	mm										
 Rip Cord	DataBrite® 1585B	NEC: CMP CEC: CMP FT6	4	1000	304.8	24.0	10.9	.197	5.00	9.38	3.0	330	1	2.0	62.3	60.3	60.8	100±15	20.0
				10	6.5	47.3	40.8	40.8	100±15	25.0									
				16	8.2	44.3	36.0	36.7	100±15	25.0									
				31.25	11.7	39.9	28.2	30.9	100±15	23.6									
				62.5	17.0	35.4	19.0	24.8	100±15	21.5									
				100	22.0	32.3	10.3	20.8	100±15	20.1									
200	32.0	27.8	1.0	14.7	100±25	15.0													

Jacket sequentially marked at 2 ft. intervals.

Third party verified to TIA/EIA-568-B.2, Category 5e

### Plenum • FEP Teflon Insulation • FEP Jacket (Available in Blue or White)


Description	Part No.	UL NEC/ C(UL) CEC Type	No. of Pairs	Standard Lengths		Standard Unit Wt.		Nominal OD		Max. DCR (Ω/100m)	Max. DCR Unbal. (%)	Max. Cap. Unbal. (pF/100m)	Freq. (MHz)	Max. Atten. (dB/100m)	Min. PSUM NEXT (dB)	Min. PSUM ACR (dB/100m)	Min. PSUM ELFEXT (dB/100m)	Input Imped. (Ω)	Min. RL (dB)
				Ft.	m	Lbs.	kg	Inch	mm										
 Rip Cord	1585LC	NEC: Limited Combustible FHC 25/50 CEC: CMP FT6	4	U-1000	U-304.8	23.0	10.5	.195	4.95	9.38	3.0	330	1	2.0	62.3	60.3	60.8	100±15	20.0
				1000	304.8	23.0	10.5	4	4.1	53.3	49.2	48.7	100±15	23.0					
				10	6.5	47.3	40.8	40.8	100±15	25.0									
				16	8.2	44.3	36.0	36.7	100±15	25.0									
				31.25	11.7	39.9	28.2	30.9	100±15	23.6									
				62.5	17.0	35.4	19.0	24.8	100±15	21.5									
100	22.0	32.3	10.3	20.8	100±15	20.1													
200	32.0	27.8	1.0	14.7	100±25	15.0													

Jacket sequentially marked at 2 ft. intervals. No rip cord.

Third party verified to TIA/EIA-568-B.2, Category 5e

**Patch Cable • 24 AWG Stranded (7x32) Bare Copper Conductors • Twisted Pairs • RJ-45 Compatible\* • See Color Code Chart (below)**

### Non-Plenum • Polyolefin Insulation • PVC Jacket (Available in Red, Orange, Yellow, Green, Blue, Purple, Light Gray, White or Black)

Description	Part No.	UL NEC/ C(UL) CEC Type	No. of Pairs	Standard Lengths		Standard Unit Wt.		Nominal OD		Max. DCR (Ω/100m)	Max. DCR Unbal. (%)	Max. Cap. Unbal. (pF/100m)	Freq. (MHz)	Max. Atten. (dB/100m)	Min. PSUM NEXT (dB)	Min. PSUM ACR (dB/100m)	Min. PSUM ELFEXT (dB/100m)	Input Imped. (Ω)	Min. RL (dB)
				Ft.	m	Lbs.	kg	Inch	mm										
 Rip Cord	Patch Cable 1592A	NEC: CM CEC: CM FT1	4	U-1000	U-304.8	22.0	10.0	.213	5.41	9.38	3.0	330	1	2.5	62.3	—	60.8	100±15	20.0
				1000	304.8	23.0	10.5	4	4.9	53.3	—	48.7	100±15	23.0					
				10	7.8	47.3	—	40.8	100±15	25.0									
				16	9.9	44.3	—	36.7	100±15	25.0									
				31.25	14.1	39.9	—	30.9	100±15	23.6									
				62.5	20.4	35.4	—	24.8	100±15	21.5									
100	26.4	32.3	—	20.8	100±15	20.1													
200	38.9	27.8	—	14.7	100±25	15.0													

\*RJ-45 compatible for either T568-A or T568-B configurations.

Jacket sequentially marked at 2 ft. intervals. Third party verified to TIA/EIA-568-B.2, Category 5e Patch

ACR = Attenuation Crosstalk Ratio • DCR = DC Resistance • ELFEXT = Equal Level Far-end Crosstalk • FEP = Fluorinated Ethylene Propylene • NEXT = Near-end Crosstalk • PSUM = Power Sum • RL = Return Loss • UTP = Unshielded Twisted Pair(s)

### Color Codes: DataTwist 5e

Pair No.	Color Combination
1	White/Blue Stripe & Blue
2	White/Orange Stripe & Orange
3	White/Green Stripe & Green
4	White/Brown Stripe & Brown

Teflon is a DuPont trademark.



For more information, contact Belden Technical Support: 1-800-BELDEN-1 • www.belden.com

Belden114@CableCon.kr / 0707-434-7704 / Fax. 02-744-0909 / www.CableCon.co.kr



# DataTwist® 5 UTP Cable

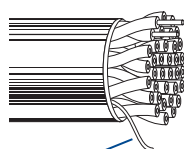
## TIA/EIA-568-A, Category 5 Nonbonded-Pair Cables

Description	Part No.	UL NEC/ C(UL) CEC Type	No. of Pairs	Standard Lengths		Standard Unit Wt.		Nominal OD		Max. DCR (Ω/100m)	Max. DCR Unbal. (%)	Max. Cap. Unbal. (pF/100m)	Freq. (MHz)	Max. Atten. (dB/100m)	Min. PSUM NEXT (dB)	Fitted Input Imped. (Ω)	Min. SRL (dB)
				Ft.	m	Lbs.	kg	Inch	mm								

**24 AWG Solid Bare Copper Conductors • Twisted Pairs • Rip Cord • See Color Code Chart (below)**

### Non-Plenum • Polyolefin Insulation • PVC Jacket (Available in Light Gray or Blue)

Part No.	UL NEC/ C(UL) CEC Type	No. of Pairs	Standard Lengths (Ft./m)	Standard Unit Wt. (Lbs./kg)	Nominal OD (Inch/mm)	Max. DCR (Ω/100m)	Max. DCR Unbal. (%)	Max. Cap. Unbal. (pF/100m)	Freq. (MHz)	Max. Atten. (dB/100m)	Min. PSUM NEXT (dB)	Fitted Input Imped. (Ω)	Min. SRL (dB)
<b>1864A</b>	NEC: CMR CEC: CMR FT4	25	1000 / 304.8	144.0 / 65.4	.526 / 13.36	9.38	5.0	330	1	2.0	62.3	100±15	23.0
									10	6.5	47.3	100±15	23.0
									16	8.2	44.3	100±15	23.0
									31.25	11.7	39.9	100±15	21.1
									62.5	17.0	35.4	100±15	18.0
100	22.0	32.3	100±15	16.0									

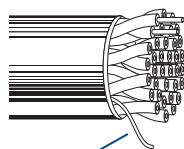


Rip Cord

Jacket sequentially marked at 2 ft. intervals.  
Third party verified to TIA/EIA-568-A, Category 5

### Plenum • FEP Teflon® Insulation • FEP Jacket (Available in Blue Tint or White Tint)

Part No.	UL NEC/ C(UL) CEC Type	No. of Pairs	Standard Lengths (Ft./m)	Standard Unit Wt. (Lbs./kg)	Nominal OD (Inch/mm)	Max. DCR (Ω/100m)	Max. DCR Unbal. (%)	Max. Cap. Unbal. (pF/100m)	Freq. (MHz)	Max. Atten. (dB/100m)	Min. PSUM NEXT (dB)	Fitted Input Imped. (Ω)	Min. SRL (dB)
<b>1871A</b>	NEC: CMP CEC: CMP	25	1000 / 304.8	131.0 / 59.5	.430 / 10.92	9.38	5.0	330	1	2.0	62.3	100±15	23.0
									10	6.5	47.3	100±15	23.0
									16	8.2	44.3	100±15	23.0
									31.25	11.7	39.9	100±15	21.1
									62.5	17.0	35.4	100±15	18.0
100	22.0	32.3	100±15	16.0									



Rip Cord

Jacket sequentially marked at 2 ft. intervals.  
Third party verified to TIA/EIA-568-A, Category 5

DCR = DC Resistance • NEXT = Near-end Crosstalk • PSUM = Power Sum • SRL = Structural Return Loss • UTP = Unshielded Twisted Pair(s)

#### Color Codes: 1864A

Pair	Color Combination
1	White & Blue
2	White & Orange
3	White & Green
4	White & Brown
5	White & Gray
6	Red & Blue
7	Red & Orange
8	Red & Green
9	Red & Brown
10	Red & Gray
11	Black & Blue
12	Black & Orange
13	Black & Green

Pair	Color Combination
14	Black & Brown
15	Black & Gray
16	Yellow & Blue
17	Yellow & Orange
18	Yellow & Green
19	Yellow & Brown
20	Yellow & Gray
21	Purple & Blue
22	Purple & Orange
23	Purple & Green
24	Purple & Brown
25	Purple & Gray

#### Color Codes: 1871A

Pair	Color Combination
1	White/Blue Stripe & Blue
2	White/Orange Stripe & Orange
3	White/Green Stripe & Green
4	White/Brown Stripe & Brown
5	White/Gray Stripe & Gray
6	Red/Blue Stripe & Blue
7	Red/Orange Stripe & Orange
8	Red/Green Stripe & Green
9	Red/Brown Stripe & Brown
10	Red/Gray Stripe & Gray
11	Black/Blue Stripe & Blue
12	Black/Orange Stripe & Orange
13	Black/Green Stripe & Green

Pair	Color Combination
14	Black/Brown Stripe & Brown
15	Black/Gray Stripe & Gray
16	Yellow/Blue Stripe & Blue
17	Yellow/Orange Stripe & Orange
18	Yellow/Green Stripe & Green
19	Yellow/Brown Stripe & Brown
20	Yellow/Gray Stripe & Gray
21	Purple/Blue Stripe & Blue
22	Purple/Orange Stripe & Orange
23	Purple/Green Stripe & Green
24	Purple/Brown Stripe & Brown
25	Purple/Gray Stripe & Gray

Teflon is a DuPont trademark.



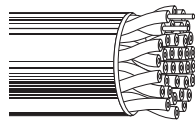
For more information, contact Belden Technical Support: 1-800-BELDEN-1 • www.belden.com

Belden114@CableCon.kr / 0707-434-7704 / Fax. 02-744-0909 / www.CableCon.co.kr

**DataTwist® 3 UTP Cable**

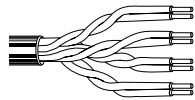
TIA/EIA-568-A, Category 3 Nonbonded-Pair Cables

Description	Part No.	UL NEC/ C(UL) CEC Type	No. of Pairs	Standard Lengths		Standard Unit Weight		Nominal OD		Nominal DCR (Cond.)	Nom. Imped. (Ω)	Nominal Capacitance		Freq. (MHz)	Min. NEXT (dB)	Maximum Attenuation	
				Ft.	m	Lbs.	kg	Inch	mm			* pF/Ft.	* pF/m			(dB/ 1000')	(dB/ 100m)

**24 AWG Solid Bare Copper Conductors • Twisted Pairs • See Color Code Chart (below)****Non-Plenum • Polyolefin Insulation • Gray PVC Jacket**

<b>1227A1</b>	NEC:	2	U-1000	U-304.8	13.0	6.0	.173	4.39	28.0Ω/M'	100	19.0	62.3	1	41.0	7.8	2.56
	CMR												4	32.0	17.0	5.58
	CEC:												10	26.0	30.0	9.71
	CMR												16	23.0	40.0	13.10
<b>1229A1</b>	NEC:	4	U-1000	U-304.8	22.0	10.0	.197	5.00								
	CMR															
<b>1232A1</b>	NEC:	25†	1000	304.8	104.0	47.2	.399	10.14								
	CMR															

Jacket sequentially marked at 2 ft. intervals.  
Third party verified to TIA/EIA-568-A, Category 3

**Plenum • Low-Smoke PVC Insulation • White Low-Smoke PVC Jacket**

<b>1243A2</b>	NEC:	2	U-1000	U-304.8	14.0	6.4	.170	4.32	28.0Ω/M'	100	19.0	62.3	1	41.0	7.8	2.56
	CMP												4	32.0	17.0	5.58
	CEC:												10	26.0	30.0	9.71
	CMP												16	23.0	40.0	13.10
<b>1245A2</b>	NEC:	4	U-1000	U-304.8	23.0	10.4	.200	5.08								
	CMP															

Jacket sequentially marked at 2 ft. intervals.  
Third party verified to TIA/EIA-568-A, Category 3

DCR = DC Resistance • NEXT = Near-end Crosstalk • UTP = Unshielded Twisted Pair(s)

\*Capacitance between conductors

† 25-pair NEXT is Power Sum tested.

Not RoHS compliant at time of printing. Please check with Belden Technical Support for current compliance information at 1-800-BELDEN-1.

**Color Codes: DataTwist 3**

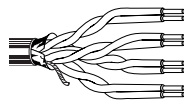
Pair No.	Color Combination	Pair No.	Color Combination
1	White/Blue Stripe & Blue/White Stripe	14	Black/Brown Stripe & Brown/Black Stripe
2	White/Orange Stripe & Orange/White Stripe	15	Black/Gray Stripe & Gray/Black Stripe
3	White/Green Stripe & Green/White Stripe	16	Yellow/Blue Stripe & Blue/Yellow Stripe
4	White/Brown Stripe & Brown/White Stripe	17	Yellow/Orange Stripe & Orange/Yellow Stripe
5	White/Gray Stripe & Gray/White Stripe	18	Yellow/Green Stripe & Green/Yellow Stripe
6	Red/Blue Stripe & Blue/Red Stripe	19	Yellow/Brown Stripe & Brown/Yellow Stripe
7	Red/Orange Stripe & Orange/Red Stripe	20	Yellow/Gray Stripe & Gray/Yellow Stripe
8	Red/Green Stripe & Green/Red Stripe	21	Purple/Blue Stripe & Blue/Purple Stripe
9	Red/Brown Stripe & Brown/Red Stripe	22	Purple/Orange Stripe & Orange/Purple Stripe
10	Red/Gray Stripe & Gray/Red Stripe	23	Purple/Green Stripe & Green/Purple Stripe
11	Black/Blue Stripe & Blue/Black Stripe	24	Purple/Brown Stripe & Brown/Purple Stripe
12	Black/Orange Stripe & Orange/Black Stripe	25	Purple/Gray Stripe & Gray/Purple Stripe
13	Black/Green Stripe & Green/Black Stripe		

**DataTwist® 5e ScTP Cable**

TIA/EIA-568-B.2, Category 5e Nonbonded-Pair Cables

Description	Part No.	UL NEC/ C(UL) CEC Type	No. of Pairs	Standard Lengths		Standard Unit Wt.		Nominal OD		Max. DCR ( $\Omega$ / 100m)	Max. DCR Unbal. (%)	Max. Cap. Unbal. (pF/ 100m)	Freq. (MHz)	Max. Atten. (dB/ 100m)	Min. PSUM NEXT (dB)	Min. PSUM ACR (dB/ 100m)	Min. PSUM ELFEXT (dB/ 100m)	Input Imped. ( $\Omega$ )	Min. RL (dB)
				Ft.	m	Lbs.	kg	Inch	mm										

**24 AWG Solid Bare Copper Conductors • Twisted Pairs • Overall Beldfoil® Shield • Drain Wire\* • RJ-45 Compatible • See Color Code Chart (below)****Non-Plenum • Polyolefin Insulation • PVC Jacket** (Available in Red, Orange, Yellow, Green, Blue, Gray or Black)

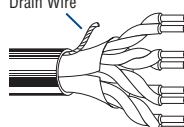
Description	Part No.	UL NEC/ C(UL) CEC Type	No. of Pairs	Standard Lengths		Standard Unit Wt.		Nominal OD		Max. DCR ( $\Omega$ / 100m)	Max. DCR Unbal. (%)	Max. Cap. Unbal. (pF/ 100m)	Freq. (MHz)	Max. Atten. (dB/ 100m)	Min. PSUM NEXT (dB)	Min. PSUM ACR (dB/ 100m)	Min. PSUM ELFEXT (dB/ 100m)	Input Imped. ( $\Omega$ )	Min. RL (dB)
				Ft.	m	Lbs.	kg	Inch	mm										
	<b>1533R</b>	NEC: CMR CEC: CMR	4	1000	304.8	34.0	15.5	.260	6.60	9.38	3.0	330	1	2.0	62.3	60	60.8	100±15	20.0
				A-1000	A-304.8	37.0	16.8	4	4.1	53.3	49	48.7	100±15	23.0					
				1640†	500.0	57.4	26.1	8	5.8	48.8	43	42.7	100±15	24.5					
								10	6.5	47.3	41	40.8	100±15	25.0					
								16	8.2	44.3	36	36.7	100±15	25.0					
								20	9.3	42.8	34	34.7	100±15	25.0					
								25	10.4	41.3	31	32.8	100±15	24.3					
								31.25	11.7	39.9	28	30.9	100±15	23.6					
								62.5	17.0	35.4	18	24.8	100±15	21.5					
								100	22.0	32.3	10	20.8	100±15	20.1					

†1640 ft. put-up available in Gray only.

Shield is bonded to jacket inner wall for electrical stability.

Jacket sequentially marked at 2 ft. intervals. • Third party verified to TIA/EIA-568-B.2, Category 5e

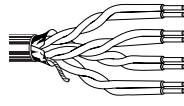
**Non-Plenum • Polypropylene Insulation (Color Code: See Chart Below) • Black Low-Smoke, Zero-Halogen Jacket**

Description	Part No.	UL NEC/ C(UL) CEC Type	No. of Pairs	Standard Lengths		Standard Unit Wt.		Nominal OD		Max. DCR ( $\Omega$ / 100m)	Max. DCR Unbal. (%)	Max. Cap. Unbal. (pF/ 100m)	Freq. (MHz)	Max. Atten. (dB/ 100m)	Min. PSUM NEXT (dB)	Min. PSUM ACR (dB/ 100m)	Min. PSUM ELFEXT (dB/ 100m)	Input Imped. ( $\Omega$ )	Min. RL (dB)
				Ft.	m	Lbs.	kg	Inch	mm										
	<b>1300SB</b> <small>new</small>	NEC: CMG-LS CEC: CMG-LS FT4 Limited Smoke	4	1000	304.8	35.0	15.9	.260	6.60	9.3	3.0	330	1	2.0	62.3	60	60.8	100±15	20.0
				A-1000	A-304.8	37.0	16.8	4	4.1	53.3	49	48.7	100±15	23.0					
								8	5.8	48.8	43	42.7	100±15	24.5					
								10	6.5	47.3	41	40.8	100±15	25.0					
								16	8.2	44.3	36	36.7	100±15	25.0					
								20	9.3	42.8	34	34.7	100±15	25.0					
								25	10.4	41.3	31	32.8	100±15	24.3					
								31.25	11.7	39.9	28	30.9	100±15	23.6					
								62.5	17.0	35.4	18	24.8	100±15	21.5					
								100	22.0	32.3	10	20.8	100±15	20.1					

**LSZH and ABS Type Approved**

Jacket sequentially marked at 2 ft. intervals.

**Plenum • FEP Teflon® Insulation • Flamarrest® Jacket** (Available in Red, Orange, Yellow, Green, Blue, Gray, Black or Natural)

Description	Part No.	UL NEC/ C(UL) CEC Type	No. of Pairs	Standard Lengths		Standard Unit Wt.		Nominal OD		Max. DCR ( $\Omega$ / 100m)	Max. DCR Unbal. (%)	Max. Cap. Unbal. (pF/ 100m)	Freq. (MHz)	Max. Atten. (dB/ 100m)	Min. PSUM NEXT (dB)	Min. PSUM ACR (dB/ 100m)	Min. PSUM ELFEXT (dB/ 100m)	Input Imped. ( $\Omega$ )	Min. RL (dB)
				Ft.	m	Lbs.	kg	Inch	mm										
	<b>1533P</b>	NEC: CMP CEC: CMP	4	1000	304.8	35.0	15.9	.235	6.00	9.38	3.0	330	1	2.0	62.3	60	60.8	100±15	20.0
				A-1000	A-304.8	38.0	17.2	4	4.1	53.3	49	48.7	100±15	23.0					
								8	5.8	48.8	43	42.7	100±15	24.5					
								10	6.5	47.3	41	40.8	100±15	25.0					
								16	8.2	44.3	36	36.7	100±15	25.0					
								20	9.3	42.8	34	34.7	100±15	25.0					
								25	10.4	41.3	31	32.8	100±15	24.3					
								31.25	11.7	39.9	28	30.9	100±15	23.6					
								62.5	17.0	35.4	18	24.8	100±15	21.5					
								100	22.0	32.3	10	20.8	100±15	20.1					

Shield is bonded to jacket inner wall for electrical stability.

Jacket sequentially marked at 2 ft. intervals.

Third party verified to TIA/EIA-568-B.2, Category 5e

ACR = Attenuation Crosstalk Ratio • DCR = DC Resistance • ELFEXT = Equal Level Far-end Crosstalk • NEXT = Near-end Crosstalk • PSUM = Power Sum • RL = Return Loss

ScTP = Screened (Overall Foil) Twisted Pair(s)

\*Drain wire is 24 AWG stranded tinned copper.

**Color Codes: DataTwist 5e ScTP**

Pair No.	Color Combination
1	White/Blue Stripe & Blue
2	White/Orange Stripe & Orange
3	White/Green Stripe & Green
4	White/Brown Stripe & Brown

Teflon is a DuPont trademark.

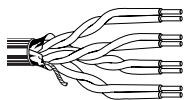
**DataTwist® 5 ScTP Cable**

TIA/EIA-568-A, Category 5 Nonbonded-Pair Cables

Description	Part No.	UL NEC/ C(UL) CEC Type	No. of Pairs	Standard Lengths		Standard Unit Wt.		Nominal OD		Max. DCR ( $\Omega$ / 100m)	Max. DCR Unbal. (%)	Max. Cap. Unbal. (pF/ 100m)	Freq. (MHz)	Max. Atten. (dB/ 100m)	Min. PSUM NEXT (dB)	Input Imped. ( $\Omega$ )	Min. SRL (dB)
				Ft.	m	Lbs.	kg	Inch	mm								

**24 AWG Solid Bare Copper Conductors • Twisted Pairs • Overall Beldfoil® Shield • Drain Wire\* • RJ-45 Compatible • See Color Code Chart (below)****Non-Plenum • Polyolefin Insulation • PVC Jacket** (Available in Red, Orange, Yellow, Green, Blue, Purple or Light Gray)

Part No.	UL NEC/ C(UL) CEC Type	No. of Pairs	Standard Lengths		Standard Unit Wt.		Nominal OD		Max. DCR ( $\Omega$ / 100m)	Max. DCR Unbal. (%)	Max. Cap. Unbal. (pF/ 100m)	Freq. (MHz)	Max. Atten. (dB/ 100m)	Min. PSUM NEXT (dB)	Input Imped. ( $\Omega$ )	Min. SRL (dB)
			Ft.	m	Lbs.	kg	Inch	mm								
1624R	NEC:	4	1000	304.8	33.0	15.0	.260	6.60	9.38	3.0	300	1	2.0	62.3	100±15	23.0
	CMR		A-1000	A-304.8	36.0	16.3	4	4.1					53.3	100±15	23.0	
	CEC:		1640†	500.0	54.1	24.7	8	5.8					48.8	100±15	23.0	
	CMR						10	6.5					47.3	100±15	23.0	
							16	8.2					44.3	100±15	23.0	
							20	9.3					42.8	100±15	23.0	
							25	10.4					41.3	100±15	22.0	
							31.25	11.7					39.9	100±15	21.1	
							65.5	17.0					35.4	100±15	18.0	
							100	22.0					32.3	100±15	16.0	



†1640 ft. put-up available in Gray only.

Shield is bonded to jacket inner wall for electrical stability.

Jacket sequentially marked at 2 ft. intervals. • Third party verified to TIA/EIA-568-A, Category 5

**Plenum • FEP Teflon® Insulation • Flamarrest® Jacket** (Available in Red, Orange, Yellow, Green, Blue, Purple, Gray or Natural)

Part No.	UL NEC/ C(UL) CEC Type	No. of Pairs	Standard Lengths		Standard Unit Wt.		Nominal OD		Max. DCR ( $\Omega$ / 100m)	Max. DCR Unbal. (%)	Max. Cap. Unbal. (pF/ 100m)	Freq. (MHz)	Max. Atten. (dB/ 100m)	Min. PSUM NEXT (dB)	Input Imped. ( $\Omega$ )	Min. SRL (dB)
			Ft.	m	Lbs.	kg	Inch	mm								
1624P	NEC:	4	1000	304.8	32.0	14.5	.230	5.84	9.38	3.0	300	1	2.0	62.3	100±15	23.0
	CMR		A-1000††	A-304.8	35.0	15.9	4	4.1					53.3	100±15	23.0	
	CEC:						8	5.8					48.8	100±15	23.0	
	CMR						10	6.5					47.3	100±15	23.0	
							16	8.2					44.3	100±15	23.0	
							20	9.3					42.8	100±15	23.0	
							25	10.4					41.3	100±15	22.0	
							31.25	11.7					39.9	100±15	21.1	
							65.5	17.0					35.4	100±15	18.0	
							100	22.0					32.3	100±15	16.0	

††A-1000 ft. put-up available in Yellow, Blue, Gray or Natural only.

Shield is bonded to jacket inner wall for electrical stability.

Jacket sequentially marked at 2 ft. intervals.

Third party verified to TIA/EIA-568-A, Category 5

DCR = DC Resistance • NEXT = Near-end Crosstalk • PSUM = Power Sum • RL = Return Loss • ScTP = Screened (Overall Foil) Twisted Pair(s)

\*Drain wire is 24 AWG stranded tinned copper on 1624R and 24 AWG solid tinned copper on 1624P.

**Color Codes: DataTwist 5 ScTP**


Pair No.	Color Combination
1	White/Blue Stripe & Blue
2	White/Orange Stripe & Orange
3	White/Green Stripe & Green
4	White/Brown Stripe & Brown

**DataTwist® 5 ScTP Cable**

TIA/EIA-568-TSB 36, Category 5 Nonbonded-Pair Cables

Description	Part No.	UL NEC/ C(UL) CEC Type	No. of Pairs	Standard Lengths		Standard Unit Wt.		Nominal OD		Max. DCR ( $\Omega$ / 100m)	Max. DCR Unbal. (%)	Max. Cap. Unbal. (pF/ 100m)	Freq. (MHz)	Max. Atten. (dB/ 100m)	Min. NEXT (dB)	Input Imped. ( $\Omega$ )	Min. RL (dB)
				Ft.	m	Lbs.	kg	Inch	mm								

**24 AWG Solid Bare Copper Conductors • Twisted Pairs • Overall Beldfoil® Shield • Drain Wire • Rip Cord • See Color Code Chart (below)****Non-Plenum • Polyolefin Insulation • PVC Jacket (Available in Gray or Blue)**

	<b>1633A</b>	NEC: CM CEC: CM	4	U-1000	U-304.8	30.0	13.6	.260	6.60	9.38	5.0	330	4	4.1	53.0	100±15	N/A			
				1000	304.8	32.0	14.5								10	6.5	47.0	100±15	N/A	
																16	8.2	44.0	100±15	N/A
																31.25	11.7	40.0	100±15	N/A
																62.5	17.0	35.0	100±15	N/A
																100	22.0	32.0	100±15	N/A

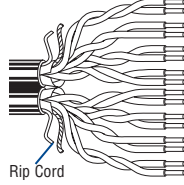
Rip Cord

Not compatible with RJ-11/12/45 connectors.

Jacket sequentially marked at 2 ft. intervals.

Third party verified to TIA/EIA-568-TSB 36, Category 5

**Non-Plenum • Dual • Polyolefin Insulation • Gray PVC Jacket with Polarity Rib**

	<b>1668A</b>	NEC: CM CEC: CM	2x4	1000	304.8	70.0	31.8	.518	13.16	9.38	5.0	330	4	4.1	53.0	100±15	N/A				
				1640	500.0	109.9	49.9	x	x							10	6.5	47.0	100±15	N/A	
												.254	6.45				16	8.2	44.0	100±15	N/A
																	31.25	11.7	40.0	100±15	N/A
																	62.5	17.0	35.0	100±15	N/A
																	100	22.0	32.0	100±15	N/A

Rip Cord

Not compatible with RJ-11/12/45 connectors.

Jacket sequentially marked at 2 ft. intervals.

Third party verified to TIA/EIA-568-TSB 36, Category 5 (Leg 1 &amp; 2). A polarity rib is applied to one leg.

DCR = DC Resistance • NEXT = Near-end Crosstalk • PSUM = Power Sum • RL = Return Loss • ScTP = Screened (Overall Foil) Twisted Pair(s)

**Color Codes: DataTwist 5 ScTP**

Pair No.	Color Combination
1	White/Blue Stripe & Blue
2	White/Orange Stripe & Orange
3	White/Green Stripe & Green
4	White/Brown Stripe & Brown

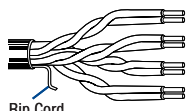
**DataTwist® 5e UTP Cable for RGB Video**

TIA/EIA-568-B.2, Category 5e Bonded and Nonbonded-Pair Cables

Description	Part No.	UL NEC/ C(UL) CEC Type	No. of Pairs	Standard Lengths		Standard Unit Wt.		Nominal OD		Max. DCR ( $\Omega$ /100m)	Max. DCR Unbal. (%)	Max. Cap. Unbal. (pF/100m)	Freq. (MHz)	Max. Atten. (dB/100m)	Min. PSUM NEXT (dB)	Min. PSUM ACR (dB/100m)	Min. PSUM ELFEXT (dB/100m)	Input Imped. ( $\Omega$ )	Min. RL (dB)
				Ft.	m	Lbs.	kg	Inch	mm										

**Low Skew 24 AWG Bonded Pairs** Solid BC Conductors • Twisted Pairs • Skew 9,0ns/100m nom. • Rip Cord • See Color Code Chart**Non-Plenum • Polyolefin Insulation • Green PVC Jacket**

Part No.	UL NEC/ C(UL) CEC Type	No. of Pairs	U-1000	U-304.8	U-500.0	Standard Unit Wt. (Lbs.)	Standard Unit Wt. (kg)	Nominal OD (Inch)	Nominal OD (mm)	Max. DCR ( $\Omega$ /100m)	Max. DCR Unbal. (%)	Max. Cap. Unbal. (pF/100m)	Freq. (MHz)	Max. Atten. (dB/100m)	Min. PSUM NEXT (dB)	Min. PSUM ACR (dB/100m)	Min. PSUM ELFEXT (dB/100m)	Input Imped. ( $\Omega$ )	Min. RL (dB)		
7988R	NEC:	4	U-1000	U-304.8	U-500.0	22.0	10.0	.204	5.18	9.0	3.0	66.0	1	2.0	65.3	60.3	60.8	100±15	20.0		
	CMR		U-1640	U-500.0	36.1	16.4								4	4.1	53.3	49.2	48.7	100±15	23.0	
	CEC:													10	6.5	47.3	40.8	40.8	100±15	25.0	
	CMG													16	8.2	44.3	36.0	36.7	100±15	25.0	
															31.25	11.7	39.9	28.2	30.9	100±15	23.6
															62.5	17.0	35.4	18.4	24.8	100±15	21.5
													100	22.0	32.3	10.3	20.8	100±15	20.1		
													200	32.4	27.8	1.0	14.7	100±25	15.0		

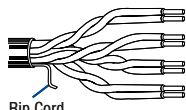


Rip Cord

Jacket sequentially marked at 2 ft. intervals. Third party verified to TIA/EIA-568-B.2, Category 5e

**Plenum • FEP Insulation • Green Flamarrest® Jacket**

Part No.	UL NEC/ C(UL) CEC Type	No. of Pairs	U-1000	U-304.8	U-500.0	Standard Unit Wt. (Lbs.)	Standard Unit Wt. (kg)	Nominal OD (Inch)	Nominal OD (mm)	Max. DCR ( $\Omega$ /100m)	Max. DCR Unbal. (%)	Max. Cap. Unbal. (pF/100m)	Freq. (MHz)	Max. Atten. (dB/100m)	Min. PSUM NEXT (dB)	Min. PSUM ACR (dB/100m)	Min. PSUM ELFEXT (dB/100m)	Input Imped. ( $\Omega$ )	Min. RL (dB)		
7988P	NEC:	4	U-1000	U-304.8	U-500.0	23.0	10.4	.193	4.90	9.0	3.0	66.0	1	2.0	65.3	60.3	60.8	100±15	20.0		
	CMR		U-1640	U-500.0	37.7	17.1								4	4.1	53.3	49.2	48.7	100±15	23.0	
	CEC:													10	6.5	47.3	40.8	40.8	100±15	25.0	
	CMP													16	8.2	44.3	36.0	36.7	100±15	25.0	
															31.25	11.7	39.9	28.2	30.9	100±15	23.6
															62.5	17.0	35.4	18.4	24.8	100±15	21.5
													100	22.0	32.3	10.3	20.8	100±15	20.1		
													200	32.4	27.8	1.0	14.7	100±25	15.0		



Rip Cord

Jacket sequentially marked at 2 ft. intervals. Third party verified to TIA/EIA-568-B.2, Category 5e

ACR = Attenuation Crosstalk Ratio • BC = Bare Copper • DCR = DC Resistance • ELFEXT = Equal Level Far-end Crosstalk • NEXT = Near-end Crosstalk • PSUM = Power Sum • RL = Return Loss • UTP = Unshielded Twisted Pair(s)

**Color Codes: DataTwist 5e RGB**

Pair No.	Color Combination
1	White/Blue Stripe & Blue
2	White/Orange Stripe & Orange
3	White/Green Stripe & Green
4	White/Brown Stripe & Brown

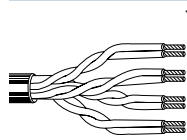


**DataTwist® 350 UTP Patch Cable**

TIA/EIA-568-B.2, Category 5e

Enhanced Category 5e Bonded-Pair Cables

Description	Part No.	UL NEC/ C(UL) CEC Type	No. of Pairs	Standard Lengths		Standard Unit Wt.		Nominal OD		Max. DCR ( $\Omega$ / 100m)	Max. DCR Unbal. (%)	Max. Cap. Unbal. (pF/ 100m)	Freq. (MHz)	Max. Atten. (dB/ 100m)	Min. PSUM NEXT (dB)	Min. PSUM ACR (dB/ 100m)	Min. PSUM ELFEXT (dB/ 100m)	Input Imped. ( $\Omega$ )	Min. RL (dB)
				Ft.	m	Lbs.	kg	Inch	mm										

**24 AWG Bonded-Pairs** Stranded (7x32) Tinned Copper Conductors • RJ-45 Compatible • See Color Code Chart (below)**Non-Plenum • Polyolefin Insulation • PVC Jacket** (Available in Red, Orange, Yellow, Green, Blue, Purple, Black or Gray)**1752A**
 NEC:  
 CM  
 CEC:  
 CM

4

U-1000

U-304.8

24.0

10.9

.220

5.59

9.0

3.0

66.0

1

2.4

65.3

62.9

60.8

Jacket sequentially marked at 2 ft. intervals.

U.S. Patents 5,606,151; 5,734,126 and 5,763,823

Third party verified to TIA/EIA-568-B.2, Category 5e Patch

ACR = Attenuation Crosstalk Ratio • DCR = DC Resistance • ELFEXT = Equal Level Far-end Crosstalk • NEXT = Near-end Crosstalk • PSUM = Power Sum • RL = Return Loss • UTP = Unshielded Twisted Pair(s)

**Color Codes: DataTwist 350 Patch**

Pair No.	Color Combination
1	White/Blue Stripe & Blue
2	White/Orange Stripe & Orange
3	White/Green Stripe & Green
4	White/Brown Stripe & Brown

**Get the Bonded-Pairs  
Cable Preparation Tool**

See page 15.40 for details.

(Part No. 1797B)

