

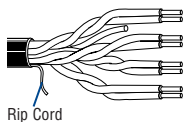
DataTwist® 6 UTP Cable

TIA/EIA-568-B.2-1, Category 6 Nonbonded-Pair Cables

Description	Part No.	UL NEC/ C(UL) CEC Type	No. of Pairs	Standard Lengths		Standard Unit Wt.		Nominal OD		Max. DCR (Ω / 100m)	Max. DCR Unbal. (%)	Max. Cap. Unbal. (pF/ 100m)	Freq. (MHz)	Max. Atten. (dB/ 100m)	Min. PSUM NEXT (dB)	Min. PSUM ACR (dB/ 100m)	Min. PSUM ELFEXT (dB/ 100m)	Input Imped. (Ω)	Min. RL (dB)
				Ft.	m	Lbs.	kg	Inch	mm										

23 AWG Solid Bare Copper Conductors • Twisted Pairs • Central Rod Filler • Rip Cord • See Color Code Chart (below)**Non-Plenum • Polyolefin Insulation • PVC Jacket** (Available in Red, Orange, Yellow, Green, Blue, Purple, Gray, White or Black)

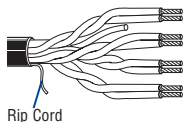
Part No.	UL NEC/ C(UL) CEC Type	No. of Pairs	1000 Ft.	304.8 m	30.0 Lbs.	13.6 kg	.241 Inch	6.12 mm	8.2	5.0	330	1	2.0	72.3	70.3	64.8	100±15	20.0		
7881A	NEC:	4	1000	304.8	30.0	13.6	.241	6.12	8.2	5.0	330	1	2.0	72.3	70.3	64.8	100±15	20.0		
	CMR		A-1000	A-304.8	33.0	15.0							10	6.0	57.3	51.3	44.8	100±15	25.0	
	CEC:												20	8.5	52.8	44.3	38.8	100±15	25.0	
	CMR												31.25	10.7	49.9	39.2	34.9	100±15	23.6	
														62.5	15.4	45.4	30.0	28.9	100±15	21.5
														100	19.8	42.3	22.5	24.8	100±15	20.1
														200	29.0	37.8	8.8	18.8	100±22	18.0
												250	32.8	36.3	3.5	16.8	100±32	17.3		



Jacket sequentially marked at 2 ft. intervals.
Features Descending Length Marking.
Third party verified to TIA/EIA-568-B.2-1, Category 6

Plenum • Dual FRPO/FEP Insulation • Flamarrest® Jacket (Avail. in Red, Orange, Yellow, Green, Blue, Purple, Gray, Natural or Black)

Part No.	UL NEC/ C(UL) CEC Type	No. of Pairs	1000 Ft.	304.8 m	29.0 Lbs.	13.2 kg	.224 Inch	5.69 mm	8.2	5.0	330	1	2.0	72.3	70.3	64.8	100±15	20.0		
7882A	NEC:	4	1000	304.8	29.0	13.2	.224	5.69	8.2	5.0	330	1	2.0	72.3	70.3	64.8	100±15	20.0		
	CMR		A-1000	A-304.8	32.0	14.5							10	6.0	57.3	51.3	44.8	100±15	25.0	
	CEC:												20	8.5	52.8	44.3	38.8	100±15	25.0	
	CMR												31.25	10.7	49.9	39.2	34.9	100±15	23.6	
														62.5	15.4	45.4	30.0	28.9	100±15	21.5
														100	19.8	42.3	22.5	24.8	100±15	20.1
														200	29.0	37.8	8.8	18.8	100±22	18.0
												250	32.8	36.3	3.5	16.8	100±32	17.3		



Jacket sequentially marked at 2 ft. intervals.
Features Descending Length Marking.
Third party verified to TIA/EIA-568-B.2-1, Category 6

ACR = Attenuation Crosstalk Ratio • BC = Bare Copper • DCR = DC Resistance • ELFEXT = Equal Level Far-end Crosstalk • FEP = Fluorinated Ethylene Propylene • FRPO = Flame-retardant Polyolefin • NEXT = Near-end Crosstalk • PSUM = Power Sum • RL = Return Loss • UTP = Unshielded Twisted Pair(s)

For either T568-A or T568-B configurations.

Color Codes: DataTwist 6

Pair No.	Color Combination
1	White/Blue Stripe & Blue
2	White/Orange Stripe & Orange
3	White/Green Stripe & Green
4	White/Brown Stripe & Brown

DataTwist 6 Limited Combustible UTP Cable

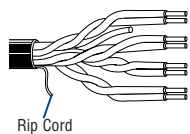
TIA/EIA 568-B.2-1, Category 6

Enhanced Category 6 Bonded-Pair Cables

Description	Part No.	UL NEC/ C(UL) CEC Type	No. of Pairs	Standard Lengths		Standard Unit Wt.		Nominal OD		Max. DCR (Ω / 100m)	Max. DCR Unbal. (%)	Max. Cap. Unbal. (pF/ 100m)	Freq. (MHz)	Max. Atten. (dB/ 100m)	Min. PSUM NEXT (dB)	Min. PSUM ACR (dB/ 100m)	Min. PSUM ELFEXT (dB/ 100m)	Input Imped. (Ω)	Min. RL (dB)
				Ft.	m	Lbs.	kg	Inch	mm										

23 AWG Bonded-Pairs • Solid Bare Copper Conductors • Twisted Pairs • Central Rod Filler • Rip Cord • See Color Code Chart (below)**Plenum • FEP Teflon® Insulation • FEP Jacket** (Available in Light Blue or White)

Part No.	UL NEC/ C(UL) CEC Type	No. of Pairs	Standard Lengths		Standard Unit Wt.		Nominal OD		Max. DCR (Ω / 100m)	Max. DCR Unbal. (%)	Max. Cap. Unbal. (pF/ 100m)	Freq. (MHz)	Max. Atten. (dB/ 100m)	Min. PSUM NEXT (dB)	Min. PSUM ACR (dB/ 100m)	Min. PSUM ELFEXT (dB/ 100m)	Input Imped. (Ω)	Min. RL (dB)			
			Ft.	m	Lbs.	kg	Inch	mm													
7813LC	NEC: Limited Combustible FHC 25/50 CMP CEC: CMP	4	1000	304.8	35.0	15.89	.214	5.44	8.2	5.0	330	1	2.0	72.3	70.3	64.8	100±15	20.0			
			U-1000	U-304.8	33.0	14.98								4	3.8	63.3	59.5	52.8	100±15	23.0	
															8	5.3	58.8	53.4	46.7	100±15	24.5
															10	6.0	57.3	51.3	44.8	100±15	25.0
															16	7.6	54.3	46.7	40.7	100±15	25.0
															20	8.5	52.8	44.3	38.8	100±15	25.0
															25	9.5	51.3	41.8	36.8	100±15	24.3
															31.25	10.7	49.9	39.2	34.9	100±15	23.6
															62.5	15.4	45.4	30.0	28.9	100±15	21.5
															100	19.8	42.3	22.5	24.8	100±15	20.1
															155	25.2	39.5	14.3	20.9	100±22	18.8
												200	29.0	37.8	8.8	18.8	100±22	18.0			
												250	32.8	36.3	3.5	16.8	100±32	17.3			



Jacket sequentially marked at 2 ft. intervals.

Features Descending Length Marking.

Third party verified to TIA/EIA 568-B.2-1, Category 6

U.S. Patents 5,606,151 and 5,734,126

ACR = Attenuation Crosstalk Ratio • ELFEXT = Equal Level Far-end Crosstalk • FEP = Fluorinated Ethylene Propylene • NEXT = Near-end Crosstalk • RL = Return Loss • UTP = Unshielded Twisted Pair(s)

Teflon is a DuPont trademark.

Color Codes: DataTwist 6 LC

Pair No.	Color Combination
1	White/Blue Stripe, Blue
2	White/Orange Stripe, Orange
3	White/Green Stripe, Green
4	White/Brown Stripe, Brown

DataTwist® 5e+ UTP Cable

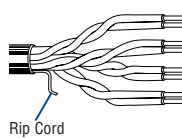
TIA/EIA-568-B.2, Category 5e

Enhanced Category 5e Nonbonded-Pair Cables

Description	Part No.	UL NEC/ C(UL) CEC Type	No. of Pairs	Standard Lengths		Standard Unit Wt.		Nominal OD		Max. DCR (Ω/100m)	Max. DCR Unbal. (%)	Max. Cap. Unbal. (pF/100m)	Freq. (MHz)	Max. Atten. (dB/100m)	Min. PSUM NEXT (dB)	Min. PSUM ACR (dB/100m)	Min. PSUM ELFEXT (dB/100m)	Input Imped. (Ω)	Min. RL (dB)
				Ft.	m	Lbs.	kg	Inch	mm										

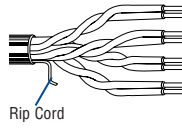
24 AWG Solid Bare Copper Conductors • Twisted Pairs • Rip Cord • See Color Code Chart (below)

Non-Plenum • Polyolefin Insulation • PVC Jacket (Available in Red, Orange, Yellow, Green, Blue, Gray or White)

	1500A	NEC:	4	1000	304.8	23.0	10.4	.190	4.83	9.0	3.0	200	1	2.0	65.3	63.3	60.8	100±12	20.0			
		CM		A-1000	A-304.8	26.0	11.8								4	4.0	56.3	52.3	48.7	100±12	23.0	
		CEC:														8	5.7	51.8	46.1	42.7	100±12	24.5
		CM														10	6.4	50.3	43.9	40.8	100±12	25.0
																16	8.1	47.3	39.1	36.7	100±12	25.0
																25	10.3	44.3	34.1	32.8	100±15	24.3
																31.25	11.6	42.9	31.3	30.9	100±15	23.6
																62.5	16.8	38.4	21.6	24.9	100±15	21.5
																100	21.7	35.3	17.1	20.8	100±15	20.1
																155	27.7	32.5	4.7	16.9	100±18	19.0
													200	32.0	30.8	3.0	14.7	100±20	19.0			
													250	36.4	29.3	—	12.8	100±20	18.0			
													350	44.3	27.2	—	9.9	100±22	17.0			

Jacket sequentially marked at 2 ft. intervals
Features Descending Length Marking.
Third party verified to TIA/EIA-568-B.2, Category 5e

Plenum • Dual FRPO/FEP Insulation • Flamarrest® Jacket (Avail. in Red, Orange, Yellow, Green, Blue, Gray, White or Natural)

	1501A	NEC:	4	1000†	304.8	23.0	10.4	.190	4.83	9.0	3.0	200	1	2.0	65.3	63.3	60.8	100±12	20.0			
		CMP		A-1000	A-304.8	26.0	11.8								4	4.0	56.3	52.3	48.7	100±12	23.0	
		CEC:														8	5.7	51.8	46.1	42.7	100±12	24.5
		CMP														10	6.4	50.3	43.9	40.8	100±12	25.0
																16	8.1	47.3	39.1	36.7	100±12	25.0
																25	10.3	44.3	34.1	32.8	100±15	24.3
																31.25	11.6	42.9	31.3	30.9	100±15	23.6
																62.5	16.8	38.4	21.6	24.9	100±15	21.5
																100	21.7	35.3	17.1	20.8	100±15	20.1
																155	27.7	32.5	4.7	16.9	100±18	19.0
													200	32.0	30.8	3.0	14.7	100±20	19.0			
													250	36.4	29.3	—	12.8	100±20	18.0			
													350	44.3	27.2	—	9.9	100±22	17.0			

†1000 ft. put-up not available in Red.
Jacket sequentially marked at 2 ft. intervals
Features Descending Length Marking.
Third party verified to TIA/EIA-568-B.2, Category 5e

ACR = Attenuation Crosstalk Ratio • DCR = DC Resistance • ELFEXT = Equal Level Far-end Crosstalk • FEP = Fluorinated Ethylene Propylene • FRPO = Flame-retardant Polyolefin • NEXT = Near-end Crosstalk • PSUM = Power Sum • RL = Return Loss • UTP = Unshielded Twisted Pair(s)

Color Codes: DataTwist 5e+

Pair No.	Color Combination
1	White/Blue Stripe & Blue
2	White/Orange Stripe & Orange
3	White/Green Stripe & Green
4	White/Brown Stripe & Brown

Teflon is a DuPont trademark.

Get the Bonded-Pairs Cable Preparation Tool

See page 15.40 for details.
(Part No. 1797B)

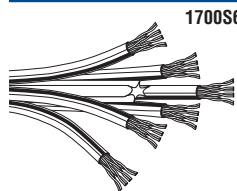


DataTwist 350 Composite UTP Cable

ANSI/TIA/EIA 568-B.2, Category 5e

Banana Peel® Jacketless Cables

Description	Part No.	UL NEC/ C(UL) CEC Type	No. of Pairs	Standard Lengths		Standard Unit Wt.		Nominal OD		Max. DCR (Ω / 100m)	Max. DCR Unbal. (%)	Max. Cap. Unbal. (pF/ 100m)	Freq. (MHz)	Max. Atten. (dB/ 100m)	Min. PSUM NEXT (dB)	Min. PSUM ACR (dB/ 100m)	Min. PSUM ELFEXT (dB/ 100m)	Input Imped. (Ω)	Min. RL (dB)
				Ft.	m	Lbs.	kg	Inch	mm										


24 AWG Bonded-Pairs • Solid Bare Copper Conductors • Spline Filler • Rip Cord • See Color Code Chart (below)**Non-Plenum • Polyolefin Insulation • PVC Inner Jacket** (Available in Light Blue or Gray) • **No Overall Jacket**

1700S6	NEC: CMR CEC: CMG	24	500 1000	152.4 304.8	77.5 149.0	35.19 67.65	.204 .600	5.18 15.24	9.0	3.0	66.0	1 10 16 31.25 62.5 100 200 250 350	2.0 6.4 8.1 11.6 16.8 21.7 32.0 36.4 44.3	65.3 50.3 47.3 42.9 38.4 35.3 30.8 29.3 27.2	63.3 43.9 39.1 31.3 21.6 17.1 3.0 >0.0 —	60.8 40.8 36.7 30.9 24.9 20.8 14.7 12.8 9.9	100±12 100±12 100±12 100±15 100±15 100±15 100±20 100±20 100±22	20.0 25.0 25.0 23.6 21.5 20.1 19.0 18.0 17.0
--------	----------------------------	----	-------------	----------------	---------------	----------------	--------------	---------------	-----	-----	------	--	---	--	--	---	--	--

Bundled version of 1700R.

U.S. Patents 5,606,151; 5,734,126; 7,049,523.

Individual leg is third party verified to ANSI/TIA/EIA 568-B.2, Category 5e

Plenum • FEP Insulation • Flamarrest® Inner Jacket (Available in Blue or Natural) • **No Overall Jacket**

1701S6	NEC: CMP CEC: CMP	24	500 1000	152.4 304.8	81.5 157.0	37.00 71.28	.195 .600	4.95 15.24	9.0	3.0	66.0	1 10 16 31.25 62.5 100 200 250 350	2.0 6.4 8.1 11.6 16.8 21.7 32.0 36.4 44.3	65.3 50.3 47.3 42.9 38.4 35.3 30.8 29.3 27.2	63.3 43.9 39.1 31.3 21.6 17.1 3.0 >0.0 —	60.8 40.8 36.7 30.9 24.9 20.8 14.7 12.8 9.9	100±12 100±12 100±12 100±15 100±15 100±15 100±20 100±20 100±22	20.0 25.0 25.0 23.6 21.5 20.1 19.0 18.0 17.0
--------	----------------------------	----	-------------	----------------	---------------	----------------	--------------	---------------	-----	-----	------	--	---	--	--	---	--	--

Bundled version of 1701A.

U.S. Patents 5,606,151; 5,734,126; 7,049,523.

Individual leg is third party verified to ANSI/TIA/EIA 568-B.2, Category 5e

UTP = Unshielded Twisted Pair(s) • NEXT = Near-end Crosstalk • ACR = Attenuation Crosstalk Ratio • ELFEXT = Equal Level Far-end Crosstalk • RL = Return Loss

Color Codes: DT 350 Composite

Pair No.	Color Combination
1	White/Blue Stripe & Blue
2	White/Orange Stripe & Orange
3	White/Green Stripe & Green
4	White/Brown Stripe & Brown

DataTwist® 5e UTP Cable

TIA/EIA-568-B.2, Category 5e Nonbonded-Pair Cables

Description	Part No.	UL NEC/ C(UL) CEC Type	No. of Pairs	Standard Lengths		Standard Unit Wt.		Nominal OD		Max. DCR (Ω/100m)	Max. DCR Unbal. (%)	Max. Cap. Unbal. (pF/100m)	Freq. (MHz)	Max. Atten. (dB/100m)	Min. PSUM NEXT (dB)	Min. PSUM ACR (dB/100m)	Min. PSUM ELFEXT (dB/100m)	Input Imped. (Ω)	Min. RL (dB)
				Ft.	m	Lbs.	kg	Inch	mm										

24 AWG Solid Bare Copper Conductors • Twisted Pairs • Rip Cord • See Color Code Chart (below)

Non-Plenum • Polyolefin Insulation • PVC Jacket (Available in Dark Gray or Blue)

	1588A	NEC:	2	U-1000	U-304.8	14.0	6.4	.183	4.65	9.38	5.0	330	1	2.0	62.3	60.3	60.8	100±15	20.0			
		CM		1000	304.8	15.0	6.8							4	4.1	53.3	49.2	48.7	100±15	23.0		
		CEC:		1640†	500.0	24.6	11.2								10	6.5	47.3	40.8	40.8	100±15	25.0	
		CM													16	8.2	44.3	36.0	36.7	100±15	25.0	
															31.25	11.7	39.9	28.2	30.9	100±15	23.6	
															62.5	17.0	35.4	19.0	24.9	100±15	21.5	
	1588R	NEC:	2	U-1000††	U-304.8	14.0	6.4	.183	4.65				100	22.0	32.3	10.3	20.8	100±15	20.1			
		CMR		1000††	304.8	15.0	6.8							200	32.0	27.8	1.0	14.7	100±25	15.0		
		CEC:																				
		CMR																				

†1640 ft. put-up available in Dark Gray only.

††U-1000 ft. and 1000 ft. put-ups available in Blue only

Jacket sequentially marked at 2 ft. intervals. Third party verified to TIA/EIA-568-B.2, Category 5e

Non-Plenum • Polyolefin Insulation • PVC Jacket (Available in White, Black, Gray, Blue, Red, Orange, Yellow, Green or Pink)

	1583A	NEC:	4	U-1000	U-304.8	21.0	9.5	.195	4.95	9.38	3.0	330	1	2.0	62.3	60.3	60.8	100±15	20.0			
		CM		1000	304.8	21.0	9.5							4	4.1	53.3	49.2	48.7	100±15	23.0		
		CEC:		1640†	500.0	34.4	15.7								10	6.5	47.3	40.8	40.8	100±15	25.0	
		CM		3000†	914.4	63.0	28.6								16	8.2	44.3	36.0	36.7	100±15	25.0	
															31.25	11.7	39.9	28.2	30.9	100±15	23.6	
															62.5	17.0	35.4	19.0	24.9	100±15	21.5	
	1583R	NEC:	4	U-1000††	U-304.8	22.0	10.0	.197	5.00				100	22.0	32.3	10.3	20.8	100±15	20.1			
		CMR		1000††	304.8	22.0	10.0							200	32.0	27.8	1.0	14.7	100±25	15.0		
		CEC:		3000††	914.4	63.0	28.6															
		CMR																				

†1640 ft. put-up available in Dark Gray or Blue only. 3000 ft. put-up available in Dark Gray, White or Blue only.

††1583R is not available in Black. 3000 ft. put-ups available in Dark Gray, White or Blue only.

Jacket sequentially marked at 2 ft. intervals. Third party verified to TIA/EIA-568-B.2, Category 5e

Non-Plenum • Polyolefin Insulation • Fluorescent Pink PVC Jacket

	DataBrite® 1583B	NEC:	4	U-1000	U-304.8	19.0	8.6	.195	4.95	9.38	3.0	330	1	2.0	62.3	60.3	60.8	100±15	20.0		
		CMR		1000	304.8	20.0	9.1							4	4.1	53.3	49.2	48.7	100±15	23.0	
		CEC:													10	6.5	47.3	40.8	40.8	100±15	25.0
		CMR													16	8.2	44.3	36.0	36.7	100±15	25.0
															31.25	11.7	39.9	28.2	30.9	100±15	23.6
															62.5	17.0	35.4	19.0	24.9	100±15	21.5
	1583B	NEC:	4	U-1000	U-304.8	19.0	8.6	.195	4.95	9.38	3.0	330	1	2.0	62.3	60.3	60.8	100±15	20.0		
		CMR		1000	304.8	20.0	9.1							4	4.1	53.3	49.2	48.7	100±15	23.0	
		CEC:													10	6.5	47.3	40.8	40.8	100±15	25.0
		CMR													16	8.2	44.3	36.0	36.7	100±15	25.0
															31.25	11.7	39.9	28.2	30.9	100±15	23.6
															62.5	17.0	35.4	19.0	24.9	100±15	21.5

Jacket sequentially marked at 2 ft. intervals. Third party verified to TIA/EIA-568-B.2, Category 5e

Non-Plenum • Polyolefin Insulation • UV Resistant PVC Jacket (Available in Gray, White or Ivory)

	Indoor/Outdoor 1594A	NEC:	4	U-1000	U-304.8	26.0	11.8	.220	5.58	9.38	3.0	330	1	2.0	62.3	60.3	60.8	100±15	20.0		
		CMR/CMX												4	4.1	53.3	49.2	48.7	100±15	23.0	
		CEC:													10	6.5	47.3	40.8	40.8	100±15	25.0
		CMR/CMX													16	8.2	44.3	36.0	36.7	100±15	25.0
															31.25	11.7	39.9	28.2	30.9	100±15	23.6
															62.5	17.0	35.4	19.0	24.9	100±15	21.5
	1594A	NEC:	4	U-1000	U-304.8	26.0	11.8	.220	5.58	9.38	3.0	330	1	2.0	62.3	60.3	60.8	100±15	20.0		
		CMR/CMX												4	4.1	53.3	49.2	48.7	100±15	23.0	
		CEC:													10	6.5	47.3	40.8	40.8	100±15	25.0
		CMR/CMX													16	8.2	44.3	36.0	36.7	100±15	25.0
															31.25	11.7	39.9	28.2	30.9	100±15	23.6
															62.5	17.0	35.4	19.0	24.9	100±15	21.5

Jacket sequentially marked at 2 ft. intervals. Third party verified to TIA/EIA-568-B.2, Category 5e

Outside Plant • Polyolefin Insulation • Black Gel-filled Polyethylene Jacket

	Outdoor 7997A		4	1000	304.8	38.0	17.2	.251	6.38	8.90	3.0	66.0	1	2.0	68.3	66.3	64.8	100±15	20.0		
														4	4.0	59.3	55.3	52.8	100±15	23.0	
															10	6.4	53.3	46.9	44.8	100±15	25.0
															16	8.1	50.2	42.1	40.7	100±15	25.0
															31.25	11.4	45.9	34.5	34.9	100±15	23.6
															62.5	16.4	41.4	25.0	28.9	100±15	21.5
	7997A												100	21.0	38.3	17.3	24.8	100±15	20.1		
														200	30.5	33.8	3.3	18.8	100±22	18.0	

Jacket sequentially marked at 2 ft. intervals. Third party verified to TIA/EIA-568-B.2, Category 5e

ACR = Attenuation Crosstalk Ratio • DCR = DC Resistance • ELFEXT = Equal Level Far-end Crosstalk • NEXT = Near-end Crosstalk • PSUM = Power Sum • RL = Return Loss • UTP = Unshielded Twisted Pair(s)

Color Codes: DataTwist 5e

Pair No.	Color Combination
1	White/Blue Stripe & Blue
2	White/Orange Stripe & Orange
3	White/Green Stripe & Green
4	White/Brown Stripe & Brown



For more information, contact Belden Technical Support: 1-800-BELDEN-1 • www.belden.com


Belden114@CableCon.kr / 0707-434-7704 / Fax. 02-744-0909 / www.CableCon.co.kr

DataTwist® 5e UTP Cable

TIA/EIA-568-B.2, Category 5e Nonbonded-Pair Cables


Description	Part No.	UL NEC/ C(UL) CEC Type	No. of Pairs	Standard Lengths		Standard Unit Wt.		Nominal OD		Max. DCR (Ω / 100m)	Max. DCR Unbal. (%)	Max. Cap. Unbal. (pF/ 100m)	Freq. (MHz)	Max. Atten. (dB/ 100m)	Min. PSUM NEXT (dB)	Min. PSUM ACR (dB/ 100m)	Min. PSUM ELFEXT (dB/ 100m)	Input Imped. (Ω)	Min. RL (dB)
				Ft.	m	Lbs.	kg	Inch	mm										

24 AWG Solid Bare Copper Conductors • Twisted Pairs • Rip Cord • See Color Code Chart (below)**Plenum • FEP Teflon® Insulation • Flamarrest® Jacket** (Available in Natural or Blue)

	1590A	NEC: CMP CEC: CMP FT6	2	1000	304.8	16.0	7.3	.175	4.44	9.38	5.0	330	1	2.0	62.3	60.3	60.8	100±15	20.0
				10	6.5	47.3	49.2	40.8	100±15	25.0									
				16	8.2	44.3	40.8	36.7	100±15	25.0									
				31.25	11.7	39.9	36.0	30.9	100±15	23.6									
				62.5	17.0	35.4	28.2	24.8	100±15	21.5									
				100	22.0	32.3	19.0	20.8	100±15	20.1									
200	32.0	27.8	10.3	14.7	100±25	15.0													

Jacket sequentially marked at 2 ft. intervals. Third party verified to TIA/EIA-568-B.2, Category 5e


Plenum • FEP Teflon® Insulation • Flamarrest® Jacket (Red, Orange, Yellow, Green, Gray, White, Black, Pink, Natural or Blue)

	1585A	NEC: CMP CEC: CMP FT6	4	U-1000	U-304.8	23.0	10.5	.198	5.03	9.38	3.0	330	1	2.0	62.3	60.3	60.8	100±15	20.0
				1000	304.8	24.0	10.9	4	4.1	53.3	49.2	48.7	100±15	23.0					
				10	6.5	47.3	40.8	40.8	100±15	25.0									
				16	8.2	44.3	36.0	36.7	100±15	25.0									
				31.25	11.7	39.9	28.2	30.9	100±15	23.6									
				62.5	17.0	35.4	19.0	24.8	100±15	21.5									
100	22.0	32.3	10.3	20.8	100±15	20.1													
200	32.0	27.8	1.0	14.7	100±25	15.0													

†3000 ft. put-up available in Natural or Blue only.

Jacket sequentially marked at 2 ft. intervals. Third party verified to TIA/EIA-568-B.2, Category 5e


Plenum • FEP Teflon Insulation • Fluorescent Pink Flamarrest Jacket

	DataBrite® 1585B	NEC: CMP CEC: CMP FT6	4	1000	304.8	24.0	10.9	.197	5.00	9.38	3.0	330	1	2.0	62.3	60.3	60.8	100±15	20.0
				4	4.1	53.3	49.2	48.7	100±15	23.0									
				10	6.5	47.3	40.8	40.8	100±15	25.0									
				16	8.2	44.3	36.0	36.7	100±15	25.0									
				31.25	11.7	39.9	28.2	30.9	100±15	23.6									
				62.5	17.0	35.4	19.0	24.8	100±15	21.5									
100	22.0	32.3	10.3	20.8	100±15	20.1													
200	32.0	27.8	1.0	14.7	100±25	15.0													

Jacket sequentially marked at 2 ft. intervals.

Third party verified to TIA/EIA-568-B.2, Category 5e


Plenum • FEP Teflon Insulation • FEP Jacket (Available in Blue or White)

	1585LC	NEC: Limited Combustible FHC 25/50 CMP CEC: CMP FT6	4	U-1000	U-304.8	23.0	10.5	.195	4.95	9.38	3.0	330	1	2.0	62.3	60.3	60.8	100±15	20.0
				1000	304.8	23.0	10.5	4	4.1	53.3	49.2	48.7	100±15	23.0					
				10	6.5	47.3	40.8	40.8	100±15	25.0									
				16	8.2	44.3	36.0	36.7	100±15	25.0									
				31.25	11.7	39.9	28.2	30.9	100±15	23.6									
				62.5	17.0	35.4	19.0	24.8	100±15	21.5									
100	22.0	32.3	10.3	20.8	100±15	20.1													
200	32.0	27.8	1.0	14.7	100±25	15.0													

Jacket sequentially marked at 2 ft. intervals. No rip cord.

Third party verified to TIA/EIA-568-B.2, Category 5e

Patch Cable • 24 AWG Stranded (7x32) Bare Copper Conductors • Twisted Pairs • RJ-45 Compatible* • See Color Code Chart (below)**Non-Plenum • Polyolefin Insulation • PVC Jacket** (Available in Red, Orange, Yellow, Green, Blue, Purple, Light Gray, White or Black)

	Patch Cable 1592A	NEC: CM CEC: CM FT1	4	U-1000	U-304.8	22.0	10.0	.213	5.41	9.38	3.0	330	1	2.5	62.3	—	60.8	100±15	20.0
				1000	304.8	23.0	10.5	4	4.9	53.3	—	48.7	100±15	23.0					
				10	7.8	47.3	—	40.8	100±15	25.0									
				16	9.9	44.3	—	36.7	100±15	25.0									
				31.25	14.1	39.9	—	30.9	100±15	23.6									
				62.5	20.4	35.4	—	24.8	100±15	21.5									
100	26.4	32.3	—	20.8	100±15	20.1													
200	38.9	27.8	—	14.7	100±25	15.0													

*RJ-45 compatible for either T568-A or T568-B configurations.

Jacket sequentially marked at 2 ft. intervals. Third party verified to TIA/EIA-568-B.2, Category 5e Patch

ACR = Attenuation Crosstalk Ratio • DCR = DC Resistance • ELFEXT = Equal Level Far-end Crosstalk • FEP = Fluorinated Ethylene Propylene • NEXT = Near-end Crosstalk • PSUM = Power Sum • RL = Return Loss • UTP = Unshielded Twisted Pair(s)

Color Codes: DataTwist 5e

Pair No.	Color Combination
1	White/Blue Stripe & Blue
2	White/Orange Stripe & Orange
3	White/Green Stripe & Green
4	White/Brown Stripe & Brown

Teflon is a DuPont trademark.

IBDN Plus 25-Pair Cat5E UTP Cable

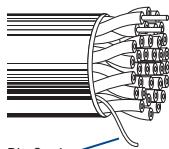
TIA/EIA-568-B.2, Category 5E

Enhanced Category 5 Nonbonded-pair Cables

Description	Part No.	UL NEC/ C(UL) CEC Type	No. of Pairs	Standard Lengths		Standard Unit Wt.		Nominal OD		Max. DCR (Ω /100m)	Max. DCR Unbal. (%)	Max. Cap. Unbal. (pF/100m)	Freq. (MHz)	Max. Atten. (dB/100m)	Min. PSUM NEXT (dB)	Min. PSUM ELFEXT (dB/100m)	Input Imped. (Ω)	Min. RL (dB)
				Ft.	m	Lbs.	kg	Inch	mm									

24 AWG Solid Bare Copper Conductors • Twisted Pairs • Rip Cord • See Color Code Chart (below)

Non-Plenum • Polyolefin Insulation • Gray PVC Jacket																		
Gray, Reel	24576125	NEC: CMR	25	1000	304.8	119	54.0	.490	12.45	9.38	—	330	0.772	1.8	64.0	63.0	102±15	19.4
		CEC: CMR											1.0	2.0	62.3	63.8	100±15	20.0
													4.0	4.1	53.3	48.8	100±15	23.0
													8.0	15.8	48.8	42.7	100±15	24.5
													10.0	16.5	47.3	40.8	100±15	25.0
													16.0	8.2	44.2	36.7	100±15	25.0
													20.0	9.3	42.8	34.8	100±15	25.0
													25.0	10.4	41.3	32.8	100±15	24.3
													31.25	11.7	39.9	30.9	100±15	23.6
													62.5	17.0	35.4	24.9	100±15	21.5
													100.0	22.0	32.3	20.8	100±15	20.1

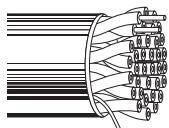


Rip Cord

Jacket sequentially marked at 2 ft. intervals.

Third party verified to TIA/EIA-568-B.2, Category 5e

Plenum • FEP Insulation • Gray Low-smoke PVC Jacket																		
Gray, Reel	24577125	NEC: CMP	25	1000	304.8	127	57.6	.430	10.90	9.38	—	330	0.772	1.8	64.0	63.0	102±15	19.4
		CMP											1.0	2.0	62.3	63.8	100±15	20.0
		CEC: CMP											4.0	4.1	53.3	48.8	100±15	23.0
													8.0	15.8	48.8	42.7	100±15	24.5
													10.0	16.5	47.3	40.8	100±15	25.0
													16.0	8.2	44.2	36.7	100±15	25.0
													20.0	9.3	42.8	34.8	100±15	25.0
													25.0	10.4	41.3	32.8	100±15	24.3
													31.25	11.7	39.9	30.9	100±15	23.6
													62.5	17.0	35.4	24.9	100±15	21.5
													100.0	22.0	32.3	20.8	100±15	20.1



Rip Cord

Jacket sequentially marked at 2 ft. intervals.

Third party verified to TIA/EIA-568-B.2, Category 5e

ACR = Attenuation Crosstalk Ratio • DCR = DC Resistance • ELFEXT = Equal Level Far-end Crosstalk • NEXT = Near-end Crosstalk • PSUM = Power Sum • RL = Return Loss • UTP = Unshielded Twisted Pair(s)

Color Codes:**IBDN Plus 25-Pair Cat5**

Pair No.	Tip	Ring
1	White	Blue
2	White	Orange
3	White	Green
4	White	Brown
5	White	Slate
6	Red	Blue
7	Red	Orange
8	Red	Green
9	Red	Brown
10	Red	Slate
11	Black	Blue
12	Black	Orange
13	Black	Green
14	Black	Brown
15	Black	Slate
16	Yellow	Blue
17	Yellow	Orange
18	Yellow	Green
19	Yellow	Brown
20	Yellow	Slate
21	Violet	Blue
22	Violet	Orange
23	Violet	Green
24	Violet	Brown
25	Violet	Slate

IBDN Plus 25-Pair Cat5 UTP Cable

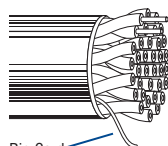
TIA/EIA-568-A, Category 5

Category 5 Nonbonded-pair Cables

Description	Part No.	UL NEC/ C(UL) CEC Type	No. of Pairs	Standard Lengths		Standard Unit Wt.		Nominal OD		Max. DCR (Ω /100m)	Max. DCR Unbal. (%)	Max. Cap. Unbal. (pF/100m)	Freq. (MHz)	Max. Atten. (dB/100m)	Min. PSUM NEXT (dB)	Input Imped. (Ω)	Min. SRL (dB)
				Ft.	m	Lbs.	kg	Inch	mm								

24 AWG Solid Bare Copper Conductors • Twisted Pairs • Rip Cord • See Color Code Chart (below)**Non-Plenum • Polyolefin Insulation • Blue PVC Jacket**

Blue, Reel	24572238	NEC:	25	1000	304.8	118.0	53.5	4.90	124.5	9.38	5.0	330	0.772	1.8	64.0	102±15	—
Blue, Reel	24572250	CMR	25	492	150.0								1.0	2.1	62.0	100±15	23
Blue,, Reel	24572260	CEC:	25	500	152.4								4.0	4.3	53.0	100±15	23
		CMR											8.0	5.9	48.0	100±15	23
													10.0	6.6	47.0	100±15	23
													16.0	8.2	44.0	100±15	23
													20.0	9.2	42.0	100±15	23
													25.0	10.5	41.0	100±15	22
													31.25	11.8	40.0	100±15	21
													62.5	17.1	35.0	100±15	18
													100.0	22.0	32.0	100±15	16



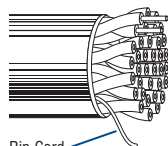
Rip Cord

Jacket sequentially marked at 2 ft. intervals.

Third party verified to TIA/EIA-568-A, Category 5

Plenum • 100% FEP Insulation • Gray Low-Smoke PVC Jacket

Gray, Reel	24572351	NEC:	25	328	100.0	118.0	53.5	4.90	124.5	9.38	5.0	330	0.772	1.8	64.0	102±15	—
Gray, Reel	24572352	CMP	25	984	300.0								1.0	2.1	62.0	100±15	23
Gray, Reel	24572353	CEC:	25	1000	304.8								4.0	4.3	53.0	100±15	23
		CMP											8.0	5.9	48.0	100±15	23
													10.0	6.6	47.0	100±15	23
													16.0	8.2	44.0	100±15	23
													20.0	9.2	42.0	100±15	23
													25.0	10.5	41.0	100±15	22
													31.25	11.8	40.0	100±15	21
													62.5	17.1	35.0	100±15	18
													100.0	22.0	32.0	100±15	16



Rip Cord

Jacket sequentially marked at 2 ft. intervals.

Third party verified to TIA/EIA-568-A, Category 5

ACR = Attenuation Crosstalk Ratio • DCR = DC Resistance • ELFEXT = Equal Level Far-end Crosstalk • NEXT = Near-end Crosstalk • PSUM = Power Sum • RL = Return Loss • UTP = Unshielded Twisted Pair(s)

Color Codes:**IBDN Plus 25-Pair Cat5**

Pair No.	Tip	Ring
1	White	Blue
2	White	Orange
3	White	Green
4	White	Brown
5	White	Slate
6	Red	Blue
7	Red	Orange
8	Red	Green
9	Red	Brown
10	Red	Slate
11	Black	Blue
12	Black	Orange
13	Black	Green
14	Black	Brown
15	Black	Slate
16	Yellow	Blue
17	Yellow	Orange
18	Yellow	Green
19	Yellow	Brown
20	Yellow	Slate
21	Violet	Blue
22	Violet	Orange
23	Violet	Green
24	Violet	Brown
25	Violet	Slate

Data Grade Armored Riser 25-Pair UTP Cable

TIA/EIA-568-A, Category 5

Category 5 Nonbonded-pair Cables

Description	Part No.	UL NEC/ C(UL) NEC Type	No. of Pairs	Standard Lengths		Standard Unit Wt.		Nominal OD		Max. DCR (Ω / 100m)	Max. DCR Unbal. (%)	Max. Cap. Unbal. (pF/ 100m)	Freq. (MHz)	Max. Atten. (dB/ 100m)	Min. PSUM NEXT (dB)	Input Imped. (Ω)	Min. SRL (dB)
				Ft.	m	Lbs.	kg	Inch	mm								

24 AWG Solid Bare Copper Conductors • Twisted Pairs • Rip Cord • See Color Code Chart (below)**Non-Plenum • Flame Retardant Polymer Insulation • ALVYAN Sheath • PVC Jacket**

Gray, Reel	25500027	NEC:	25	8200	2500	205.0	93.0	0.62	15.70	9.38	—	328	0.772	1.8	64.0	102±15	—
Gray, Reel	25500028	CMR	25	Cut Length													
		CEC:															
		CMR															
													1.0	2.1	62.3	100±15	23
													4.0	4.3	53.3	100±15	23
													8.0	5.9	48.8	100±15	23
													10.0	6.6	47.3	100±15	23
													16.0	8.2	44.3	100±15	23
													20.0	9.2	42.8	100±15	23
													25.0	10.5	41.3	100±15	22
													31.25	11.8	40.9	100±15	21
													62.5	17.1	35.4	100±15	18
													100.0	22.0	32.3	100±15	16



Jacket sequentially marked at 2 ft. intervals.

Featuring Descending Length Marking.

Third party verified to TIA/EIA-568-A, Category 5

ACR = Attenuation Crosstalk Ratio • DCR = DC Resistance • ELFEXT = Equal Level Far-end Crosstalk • NEXT = Near-end Crosstalk • PSUM = Power Sum • RL = Return Loss • UTP = Unshielded Twisted Pair(s)

Color Codes: Data Grade Riser

Pair No.	Tip	Ring
1	White	Blue
2	White	Orange
3	White	Green
4	White	Brown
5	White	Slate
6	Red	Blue
7	Red	Orange
8	Red	Green
9	Red	Brown
10	Red	Slate
11	Black	Blue
12	Black	Orange
13	Black	Green
14	Black	Brown
15	Black	Slate
16	Yellow	Blue
17	Yellow	Orange
18	Yellow	Green
19	Yellow	Brown
20	Yellow	Slate
21	Violet	Blue
22	Violet	Orange
23	Violet	Green
24	Violet	Brown
25	Violet	Slate

DataTwist® 5 UTP Cable

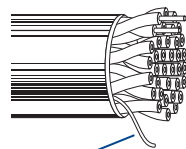
TIA/EIA-568-A, Category 5 Nonbonded-Pair Cables

Description	Part No.	UL NEC/ C(UL) CEC Type	No. of Pairs	Standard Lengths		Standard Unit Wt.		Nominal OD		Max. DCR (Ω/100m)	Max. DCR Unbal. (%)	Max. Cap. Unbal. (pF/100m)	Freq. (MHz)	Max. Atten. (dB/100m)	Min. PSUM NEXT (dB)	Fitted Input Imped. (Ω)	Min. SRL (dB)
				Ft.	m	Lbs.	kg	Inch	mm								

24 AWG Solid Bare Copper Conductors • Twisted Pairs • Rip Cord • See Color Code Chart (below)

Non-Plenum • Polyolefin Insulation • PVC Jacket (Available in Light Gray or Blue)

Part No.	UL NEC/ C(UL) CEC Type	No. of Pairs	Standard Lengths (Ft./m)	Standard Unit Wt. (Lbs./kg)	Nominal OD (Inch/mm)	Max. DCR (Ω/100m)	Max. DCR Unbal. (%)	Max. Cap. Unbal. (pF/100m)	Freq. (MHz)	Max. Atten. (dB/100m)	Min. PSUM NEXT (dB)	Fitted Input Imped. (Ω)	Min. SRL (dB)
1864A	NEC: CMR CEC: CMR FT4	25	1000 / 304.8	144.0 / 65.4	.526 / 13.36	9.38	5.0	330	1	2.0	62.3	100±15	23.0
									10	6.5	47.3	100±15	23.0
									16	8.2	44.3	100±15	23.0
									31.25	11.7	39.9	100±15	21.1
									62.5	17.0	35.4	100±15	18.0
100	22.0	32.3	100±15	16.0									

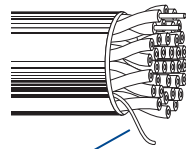


Rip Cord

Jacket sequentially marked at 2 ft. intervals.
Third party verified to TIA/EIA-568-A, Category 5

Plenum • FEP Teflon® Insulation • FEP Jacket (Available in Blue Tint or White Tint)

Part No.	UL NEC/ C(UL) CEC Type	No. of Pairs	Standard Lengths (Ft./m)	Standard Unit Wt. (Lbs./kg)	Nominal OD (Inch/mm)	Max. DCR (Ω/100m)	Max. DCR Unbal. (%)	Max. Cap. Unbal. (pF/100m)	Freq. (MHz)	Max. Atten. (dB/100m)	Min. PSUM NEXT (dB)	Fitted Input Imped. (Ω)	Min. SRL (dB)
1871A	NEC: CMP CEC: CMP	25	1000 / 304.8	131.0 / 59.5	.430 / 10.92	9.38	5.0	330	1	2.0	62.3	100±15	23.0
									10	6.5	47.3	100±15	23.0
									16	8.2	44.3	100±15	23.0
									31.25	11.7	39.9	100±15	21.1
									62.5	17.0	35.4	100±15	18.0
100	22.0	32.3	100±15	16.0									



Rip Cord

Jacket sequentially marked at 2 ft. intervals.
Third party verified to TIA/EIA-568-A, Category 5

DCR = DC Resistance • NEXT = Near-end Crosstalk • PSUM = Power Sum • SRL = Structural Return Loss • UTP = Unshielded Twisted Pair(s)

Color Codes: 1864A

Pair	Color Combination
1	White & Blue
2	White & Orange
3	White & Green
4	White & Brown
5	White & Gray
6	Red & Blue
7	Red & Orange
8	Red & Green
9	Red & Brown
10	Red & Gray
11	Black & Blue
12	Black & Orange
13	Black & Green

Pair	Color Combination
14	Black & Brown
15	Black & Gray
16	Yellow & Blue
17	Yellow & Orange
18	Yellow & Green
19	Yellow & Brown
20	Yellow & Gray
21	Purple & Blue
22	Purple & Orange
23	Purple & Green
24	Purple & Brown
25	Purple & Gray

Color Codes: 1871A

Pair	Color Combination
1	White/Blue Stripe & Blue
2	White/Orange Stripe & Orange
3	White/Green Stripe & Green
4	White/Brown Stripe & Brown
5	White/Gray Stripe & Gray
6	Red/Blue Stripe & Blue
7	Red/Orange Stripe & Orange
8	Red/Green Stripe & Green
9	Red/Brown Stripe & Brown
10	Red/Gray Stripe & Gray
11	Black/Blue Stripe & Blue
12	Black/Orange Stripe & Orange
13	Black/Green Stripe & Green

Pair	Color Combination
14	Black/Brown Stripe & Brown
15	Black/Gray Stripe & Gray
16	Yellow/Blue Stripe & Blue
17	Yellow/Orange Stripe & Orange
18	Yellow/Green Stripe & Green
19	Yellow/Brown Stripe & Brown
20	Yellow/Gray Stripe & Gray
21	Purple/Blue Stripe & Blue
22	Purple/Orange Stripe & Orange
23	Purple/Green Stripe & Green
24	Purple/Brown Stripe & Brown
25	Purple/Gray Stripe & Gray

Teflon is a DuPont trademark.



For more information, contact Belden Technical Support: 1-800-BELDEN-1 • www.belden.com

Belden114@CableCon.kr / 0707-434-7704 / Fax. 02-744-0909 / www.CableCon.co.kr

IBDN Plus UTP Cable

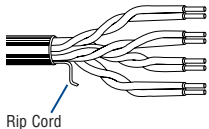
TIA/EIA-568-A, Category 5

Category 5 Nonbonded-pair Cables

Description	Part No.	UL NEC/ C(UL) CEC Type	No. of Pairs	Standard Lengths		Standard Unit Wt.		Nominal OD		Max. DCR (Ω / 100m)	Max. DCR Unbal. (%)	Max. Cap. Unbal. (pF/ 100m)	Freq. (MHz)	Max. Atten. (dB/ 100m)	Min. PSUM NEXT (dB)	Min. PSUM ACR (dB/ 100m)	Input Imped. (Ω)	Min. SRL (dB)
				Ft.	m	Lbs.	kg	Inch	mm									

24 AWG Solid Bare Copper Conductors • Twisted Pairs • Rip Cord • See Color Code Chart (below)**Non-Plenum • Polyolefin Insulation • PVC Jacket**

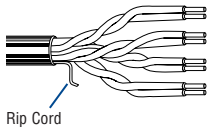
White, Box	24570086	NEC:	4	1000	304.8	10.9	24.0	.186	4.72	9.38	5.0	330	0.772	1.8	64.0	62.2	—	—
Blue, Box	24570036	CMR											1.0	2.0	62.3	60.3	100±15	23.0
		CEC:											4.0	4.1	53.3	49.2	100±15	23.0
		CMR											8.0	5.8	48.8	43.0	100±15	23.0
													10.0	6.5	47.3	40.8	100±15	23.0
													16.0	8.2	44.3	36.0	100±15	23.0
													20.0	9.3	42.8	33.5	100±15	23.0
													25.0	10.4	41.3	30.9	100±15	22.0
													31.25	11.7	39.9	28.2	100±15	21.1
													62.5	17.0	35.4	18.4	100±15	18.1
													100.0	22.0	32.3	10.3	100±15	16.0
													155.0 [▶]	28.1	29.5	1.4	100±15	14.1



Jacket sequentially marked at 2 ft. intervals.
Featuring Descending Length Marking.
Third party verified to TIA/EIA-568-A, Category 5

Non-Plenum • Polyolefin Insulation • LSZH Polymer Alloy

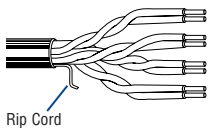
Purple, Box	24570152	NEC:	4	1000	304.8	11.3	25.0	.198	5.03	9.38	5.0	330	0.772	1.8	64.0	62.2	—	—
		CMR											1.0	2.0	62.3	60.3	100±15	23.0
		CEC:											4.0	4.1	53.3	49.2	100±15	23.0
		CMR											8.0	5.8	48.8	43.0	100±15	23.0
													10.0	6.5	47.3	40.8	100±15	23.0
													16.0	8.2	44.3	36.0	100±15	23.0
													20.0	9.3	42.8	33.5	100±15	23.0
													25.0	10.4	41.3	30.9	100±15	22.0
													31.25	11.7	39.9	28.2	100±15	21.1
													62.5	17.0	35.4	18.4	100±15	18.1
													100.0	22.0	32.3	10.3	100±15	16.0
													155.0 [▶]	28.1	29.5	1.4	100±15	14.1



Jacket sequentially marked at 2 ft. intervals.
Featuring Descending Length Marking.
Third party verified to TIA/EIA-568-A, Category 5

Plenum • Dual Insulation: Polyolefin/FEP • Low-Smoke PVC Jacket

White, Box	24570700	NEC:	4	1000	304.8	9.98	22.0	.188	4.78	9.38	5.0	330	0.772	1.8	64.0	62.2	—	—
Blue, Box	24570750	CMP											1.0	2.0	62.3	60.3	100±15	23.0
		CEC:											4.0	4.1	53.3	49.2	100±15	23.0
		CMP											8.0	5.8	48.8	43.0	100±15	23.0
													10.0	6.5	47.3	40.8	100±15	23.0
													16.0	8.2	44.3	36.0	100±15	23.0
													20.0	9.3	42.8	33.5	100±15	23.0
													25.0	10.4	41.3	30.9	100±15	22.0
													31.25	11.7	39.9	28.2	100±15	21.1
													62.5	17.0	35.4	18.4	100±15	18.1
													100.0	22.0	32.3	10.3	100±15	16.0
													155.0 [▶]	28.1	29.5	1.4	100±15	14.1



Jacket sequentially marked at 2 ft. intervals.
Featuring Descending Length Marking.
Third party verified to TIA/EIA-568-A, Category 5

ACR = Attenuation Crosstalk Ratio • DCR = DC Resistance • ELFEXT = Equal Level Far-end Crosstalk • NEXT = Near-end Crosstalk • PSUM = Power Sum • RL = Return Loss • UTP = Unshielded Twisted Pair(s)

[▶]Values provided for information only.

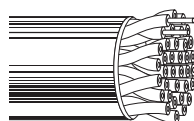
Color Codes: IBDN Plus

Pair No.	Color Combination
1	White/Blue Stripe & Blue
2	White/Orange Stripe & Orange
3	White/Green Stripe & Green
4	White/Brown Stripe & Brown

DataTwist® 3 UTP Cable

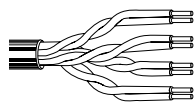
TIA/EIA-568-A, Category 3 Nonbonded-Pair Cables

Description	Part No.	UL NEC/ C(UL) CEC Type	No. of Pairs	Standard Lengths		Standard Unit Weight		Nominal OD		Nominal DCR (Cond.)	Nom. Imped. (Ω)	Nominal Capacitance		Freq. (MHz)	Min. NEXT (dB)	Maximum Attenuation	
				Ft.	m	Lbs.	kg	Inch	mm			* pF/Ft.	* pF/m			(dB/ 1000')	(dB/ 100m)

24 AWG Solid Bare Copper Conductors • Twisted Pairs • See Color Code Chart (below)**Non-Plenum • Polyolefin Insulation • Gray PVC Jacket**

1227A1	NEC:	2	U-1000	U-304.8	13.0	6.0	.173	4.39	28.0Ω/M'	100	19.0	62.3	1	41.0	7.8	2.56
	CMR												4	32.0	17.0	5.58
	CEC:												10	26.0	30.0	9.71
	CMR												16	23.0	40.0	13.10
1229A1	NEC:	4	U-1000	U-304.8	22.0	10.0	.197	5.00								
	CMR															
1232A1	NEC:	25†	1000	304.8	104.0	47.2	.399	10.14								
	CMR															

Jacket sequentially marked at 2 ft. intervals.
Third party verified to TIA/EIA-568-A, Category 3

Plenum • Low-Smoke PVC Insulation • White Low-Smoke PVC Jacket

1243A2	NEC:	2	U-1000	U-304.8	14.0	6.4	.170	4.32	28.0Ω/M'	100	19.0	62.3	1	41.0	7.8	2.56
	CMP												4	32.0	17.0	5.58
	CEC:												10	26.0	30.0	9.71
	CMP												16	23.0	40.0	13.10
1245A2	NEC:	4	U-1000	U-304.8	23.0	10.4	.200	5.08								
	CMP															

Jacket sequentially marked at 2 ft. intervals.
Third party verified to TIA/EIA-568-A, Category 3

DCR = DC Resistance • NEXT = Near-end Crosstalk • UTP = Unshielded Twisted Pair(s)

*Capacitance between conductors
† 25-pair NEXT is Power Sum tested.

Not RoHS compliant at time of printing. Please check with Belden Technical Support for current compliance information at 1-800-BELDEN-1.

Color Codes: DataTwist 3

Pair No.	Color Combination	Pair No.	Color Combination
1	White/Blue Stripe & Blue/White Stripe	14	Black/Brown Stripe & Brown/Black Stripe
2	White/Orange Stripe & Orange/White Stripe	15	Black/Gray Stripe & Gray/Black Stripe
3	White/Green Stripe & Green/White Stripe	16	Yellow/Blue Stripe & Blue/Yellow Stripe
4	White/Brown Stripe & Brown/White Stripe	17	Yellow/Orange Stripe & Orange/Yellow Stripe
5	White/Gray Stripe & Gray/White Stripe	18	Yellow/Green Stripe & Green/Yellow Stripe
6	Red/Blue Stripe & Blue/Red Stripe	19	Yellow/Brown Stripe & Brown/Yellow Stripe
7	Red/Orange Stripe & Orange/Red Stripe	20	Yellow/Gray Stripe & Gray/Yellow Stripe
8	Red/Green Stripe & Green/Red Stripe	21	Purple/Blue Stripe & Blue/Purple Stripe
9	Red/Brown Stripe & Brown/Red Stripe	22	Purple/Orange Stripe & Orange/Purple Stripe
10	Red/Gray Stripe & Gray/Red Stripe	23	Purple/Green Stripe & Green/Purple Stripe
11	Black/Blue Stripe & Blue/Black Stripe	24	Purple/Brown Stripe & Brown/Purple Stripe
12	Black/Orange Stripe & Orange/Black Stripe	25	Purple/Gray Stripe & Gray/Purple Stripe
13	Black/Green Stripe & Green/Black Stripe		

D-Inside and D-Flex Plenum UTP Cable

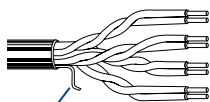
TIA/EIA-568-A and CSA T529-95, Category 3

Category 3 Nonbonded-pair Cables

Description	Part No.	UL NEC/ C(UL) CEC Type	No. of Pairs	Standard Lengths		Standard Unit Wt.		Nominal OD		Max. DCR (Ω/100m)	Max. DCR Unbal. (%)	Max. Cap. Unbal. (pF/100m)	Freq. (MHz)	Max. Atten. (dB/100m)	Min. NEXT (dB)	Input Imped. (Ω)	Min. SRL (dB)
				Ft.	m	Lbs.	kg	Inch	mm								

24 AWG Solid Bare Copper Conductors • Twisted Pairs • Rip Cord • See Color Code Chart (below)**Non-Plenum • Polyvinyl Chloride Insulation • Olive Gray Low-Smoke PVC Jacket**

Olive Gray, Box	24501922	NEC:	2	2500	762.0	11.0	4.99	0.13	3.30	9.38	5.0	262	0.772	2.2	43.0	—	—
Olive Gray, Box	24501934	CMR	3	1500	457.2	15.0	6.80	0.15	3.90				1.0	2.6	41.0	100±15	12.0
Olive Gray, Box	24501941	CEC:	4	1000	304.8	18.0	8.16	0.17	4.30				4.0	5.6	32.0	100±15	12.0
Olive Gray, Box	24501950	CMR	4	1500	457.2	18.0	8.16	0.17	4.30				8.0	8.5	28.0	100±15	12.0
Olive Gray, Reel	24501947		4	1000	304.8	18.0	8.16	0.17	4.30				10.0	9.7	26.0	100±15	12.0
													16.0	13.1	23.0	100±15	10.0



Rip Cord

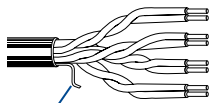
Jacket sequentially marked at 2 ft. intervals.

Featuring Descending Length Marking.

Third party verified to TIA/EIA-568-A, Category 3

Plenum • Low Smoke Polyvinyl Chloride Insulation • Olive Gray Low-Smoke Jacket

Olive Gray, Box	24571097	NEC:	3	1500	457.2	16.0	7.26	0.16	4.06	9.38	5.0	262	0.772	2.2	43.0	—	—
Olive Gray, Box	24571111	CMP	4	1000	304.8	19.0	8.62	0.19	4.70				1.0	2.6	41.0	100±15	12.0
Olive Gray, Box	24571112	CEC:	4	1500	457.2	19.0	8.62	0.19	4.70				4.0	5.6	32.0	100±15	12.0
Olive Gray, Reel	24571110	CMP	4	1000	304.8	19.0	8.62	0.19	4.70				8.0	8.5	28.0	100±15	12.0
													10.0	9.7	26.0	100±15	12.0
													16.0	13.1	23.0	100±15	10.0



Rip Cord

Jacket sequentially marked at 2 ft. intervals.

Featuring Descending Length Marking.

Third party verified to TIA/EIA-568-A, Category 3

ACR = Attenuation Crosstalk Ratio • DCR = DC Resistance • ELFEXT = Equal Level Far-end Crosstalk • NEXT = Near-end Crosstalk • RL = Return Loss • UTP = Unshielded Twisted Pair(s)

Color Codes: D-Inside and D-Flex

Pair No.	Color Combination
1	White/Blue Stripe & Blue/White Stripe
2	White/Orange Stripe & Orange/White Stripe
3	White/Green Stripe & Green/White Stripe
4	White/Brown Stripe & Brown/White Stripe

D-Series Multipair UTP Cable

TIA/EIA-568-A and CSA T529-95, Category 3

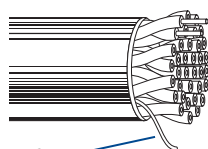
Category 3 Nonbonded-pair Cables

Description	Part No.	UL NEC/ C(UL) CEC Type	No. of Pairs	Standard Lengths		Standard Unit Wt.		Nominal OD		Max. DCR (Ω/100m)	Max. DCR Unbal. (%)	Max. Cap. Unbal. (pF/100m)	Freq. (MHz)	Max. Atten. (dB/100m)	Min. PSUM NEXT (dB)	Input Imped. (Ω)	Min. SRL (dB)
				Ft.	m	Lbs.	kg	Inch	mm								

24 AWG Solid Bare Copper Conductors • Twisted Pairs • Rip Cord • See Color Code Chart (below)

Non-Plenum • Semi-Rigid Polyvinyl Chloride Insulation • Olive Gray PVC Jacket

Olive Gray, Reel	24501829	NEC:	6	1000	304.8	28.0	12.7	0.21	5.3	—	8.8	262	0.772	2.2	43.0	100±15	12.0
Olive Gray, Reel	24501837	CMR	12	1000	304.8	50.0	22.7	0.28	7.1				1.0	2.6	41.0	100±15	12.0
Olive Gray, Reel	24501848	CEC:	16	984	300.0	64.0	29.0	0.32	8.0				4.0	5.6	32.0	100±15	12.0
Olive Gray, Reel	24501858	CMR	25	1000	304.8	100.0	45.4	0.39	10.0				8.0	8.5	28.0	100±15	12.0
Olive Gray, Reel	24501877		50	1000	304.8	194.0	87.0	0.53	13.4				10.0	9.7	26.0	100±15	12.0
Olive Gray, Reel	24501887		75	2083	635.0	279.0	126.6	0.63	16.0				16.0	13.1	23.0	100±15	10.0
Olive Gray, Reel	24501897		100	1575	480.0	365.0	165.6	0.72	18.2								
Olive Gray, Reel	24501906		200	900	274.3	703.0	318.9	0.99	25.1								



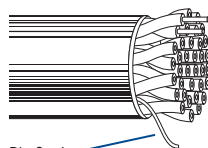
Rip Cord

Jacket sequentially marked at 2 ft. intervals.
Featuring Descending Length Marking.

Third party verified to TIA/EIA-568-A, Category 3

Plenum • Low Smoke Polyvinyl Chloride Insulation • Low-Smoke PVC Jacket (Gray or Translucent)

Translucent, Reel	24571221	NEC:	25	1500	457.2	107.0	48.5	0.42	10.7	—	8.8	262	0.772	2.2	43.0	100±15	12.0
Gray, Reel	24571235	CMP	50	1000	304.8	211.0	95.7	0.49	12.4				1.0	2.6	41.0	100±15	12.0
Gray, Reel	24571250	CEC:	100	1500	457.2	415.0	188.2	0.72	18.3				4.0	5.6	32.0	100±15	12.0
Gray, Reel	24571265	CMP	200	1000	304.8	874.0	396.4	1.04	26.3				8.0	8.5	28.0	100±15	12.0
Gray, Reel	24571266		300	1000	304.8	1234.0	559.7	1.27	32.3				10.0	9.7	26.0	100±15	12.0



Rip Cord

Jacket sequentially marked at 2 ft. intervals.
Featuring Descending Length Marking.

Third party verified to TIA/EIA-568-A, Category 3

ACR = Attenuation Crosstalk Ratio • DCR = DC Resistance • ELFEXT = Equal Level Far-end Crosstalk • NEXT = Near-end Crosstalk • PSUM = Power Sum • RL = Return Loss • UTP = Unshielded Twisted Pair(s)

Color Codes: D-Series Multipair

Pair No.	Tip	Ring
1	White/Blue	Blue/White
2	White/Orange	Orange/White
3	White/Green	Green/White
4	White/Brown	Brown/White
5	White/Slate	Slate/White
6	Red/Blue	Blue/Red
7	Red/Orange	Orange/Red
8	Red/Green	Green/Red
9	Red/Brown	Brown/Red
10	Red/Slate	Slate/Red
11	Black/Blue	Blue/Black
12	Black/Orange	Orange/Black
13	Black/Green	Green/Black

Pair No.	Tip	Ring
14	Black/Brown	Brown/Black
15	Black/Slate	Slate/Black
16	Yellow/Blue	Blue/Yellow
17	Yellow/Orange	Orange/Yellow
18	Yellow/Green	Green/Yellow
19	Yellow/Brown	Brown/Yellow
20	Yellow/Slate	Slate/Yellow
21	Violet/Blue	Blue/Violet
22	Violet/Orange	Orange/Violet
23	Violet/Green	Green/Violet
24	Violet/Brown	Brown/Violet
25	Violet/Slate	Slate/Violet