

**Riser Multipair Armored UTP Cable**

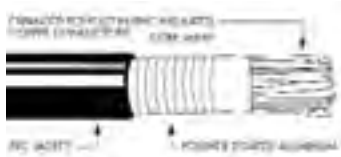
TIA/EIA-568-A and CSA T529-95, Category 3

Category 3 Nonbonded-pair Cables

Description	Part No.	UL NEC/ C(UL) CEC Type	No. of Pairs	Standard Lengths		Standard Unit Wt.		Nominal OD		Max. DCR ( $\Omega/100m$ )	Max. DCR Unbal. (%)	Max. Cap. Unbal. (pF/100m)	Freq. (MHz)	Max. Atten. (dB/100m)	Min. PSUM NEXT (dB)	Input Imped. ( $\Omega$ )	Min. SRL (dB)
				Ft.	m	Lbs.	kg	Inch	mm								

**24 AWG Solid Bare Copper Conductors • Twisted Pairs • Rip Cord • See Color Code Chart (below)****Non-Plenum • Dual Insulation: Polyolefin/PVC • ALVYAN Sheath • Gray PVC Jacket**

Gray, Reel	<b>22713010</b>	NEC:	25	Variable Length	132.0	59.9	0.47	11.9	—	8.8	262	0.772	2.2	43.0	102±15	12.0
Gray, Reel	<b>22713020</b>	CMR	50	Variable Length	239.0	108.4	0.66	16.7				1.0	2.6	41.0	102±15	12.0
Gray, Reel	<b>22713030</b>	CEC:	100	Variable Length	421.0	191.0	0.85	21.5				4.0	5.6	32.0	102±15	12.0
Gray, Reel	<b>22713035</b>	CMR	105	Variable Length	610.0	276.7	0.99	25.3				8.0	8.5	28.0	102±15	12.0
Gray, Reel	<b>22713040</b>		200	Variable Length	766.0	347.5	1.10	28.0				10.0	9.7	26.0	102±15	12.0
Gray, Reel	<b>22713045</b>		250	Variable Length	940.0	426.4	1.22	31.0				16.0	13.1	23.0	102±15	10.0
Gray, Reel	<b>22713050</b>		300	Variable Length	1111.0	503.9	1.32	33.5								
Gray, Reel	<b>22713060</b>		400	Variable Length	1453.0	659.1	1.50	38.0								
Gray, Reel	<b>22713070</b>		600	Variable Length	2146.0	973.4	1.84	46.8								
Gray, Reel	<b>22713080</b>		900	Variable Length	3204.0	1453.3	2.25	57.1								
Gray, Reel	<b>22713090</b>		1200	Variable Length	4216.0	1912.3	2.56	65.1								



Jacket sequentially marked at 2 ft. intervals.  
Third party verified to TIA/EIA-568-A, Category 3

ACR = Attenuation Crosstalk Ratio • DCR = DC Resistance • ELFEXT = Equal Level Far-end Crosstalk • NEXT = Near-end Crosstalk • PSUM = Power Sum • RL = Return Loss • UTP = Unshielded Twisted Pair(s)

**Color Codes: Riser Multipair**

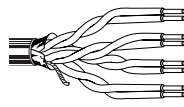
Pair No.	Tip	Ring	Binder group
1	White	Blue	White/Blue
2	White	Orange	White/Orange
3	White	Green	White/Green
4	White	Brown	White/Brown
5	White	Slate	White/Slate
6	Red	Blue	Red/Blue
7	Red	Orange	Red/Orange
8	Red	Green	Red/Green
9	Red	Brown	Red/Brown
10	Red	Slate	Red/Slate
11	Black	Blue	Black/Blue
12	Black	Orange	Black/Orange
13	Black	Green	Black/Green
14	Black	Brown	Black/Brown
15	Black	Slate	Black/Slate
16	Yellow	Blue	Yellow/Blue
17	Yellow	Orange	Yellow/Orange
18	Yellow	Green	Yellow/Green
19	Yellow	Brown	Yellow/Brown
20	Yellow	Slate	Yellow/Slate
21	Violet	Blue	Violet/Blue
22	Violet	Orange	Violet/Orange
23	Violet	Green	Violet/Green
24	Violet	Brown	Violet/Brown
25	Violet	Slate	Violet/Slate

**DataTwist® 5e ScTP Cable**

TIA/EIA-568-B.2, Category 5e Nonbonded-Pair Cables

Description	Part No.	UL NEC/ C(UL) CEC Type	No. of Pairs	Standard Lengths		Standard Unit Wt.		Nominal OD		Max. DCR (Ω/100m)	Max. DCR Unbal. (%)	Max. Cap. Unbal. (pF/100m)	Freq. (MHz)	Max. Atten. (dB/100m)	Min. PSUM NEXT (dB)	Min. PSUM ACR (dB/100m)	Min. PSUM ELFEXT (dB/100m)	Input Imped. (Ω)	Min. RL (dB)
				Ft.	m	Lbs.	kg	Inch	mm										

**24 AWG Solid Bare Copper Conductors • Twisted Pairs • Overall Beldfoil® Shield • Drain Wire\* • RJ-45 Compatible • See Color Code Chart (below)****Non-Plenum • Polyolefin Insulation • PVC Jacket** (Available in Red, Orange, Yellow, Green, Blue, Gray or Black)

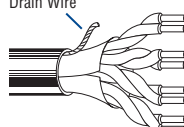
Description	Part No.	UL NEC/ C(UL) CEC Type	No. of Pairs	Standard Lengths		Standard Unit Wt.		Nominal OD		Max. DCR (Ω/100m)	Max. DCR Unbal. (%)	Max. Cap. Unbal. (pF/100m)	Freq. (MHz)	Max. Atten. (dB/100m)	Min. PSUM NEXT (dB)	Min. PSUM ACR (dB/100m)	Min. PSUM ELFEXT (dB/100m)	Input Imped. (Ω)	Min. RL (dB)
				Ft.	m	Lbs.	kg	Inch	mm										
	<b>1533R</b>	NEC: CMR CEC: CMR	4	1000	304.8	34.0	15.5	.260	6.60	9.38	3.0	330	1	2.0	62.3	60	60.8	100±15	20.0
				A-1000	A-304.8	37.0	16.8	4	4.1	53.3	49	48.7	100±15	23.0					
				1640†	500.0	57.4	26.1	8	5.8	48.8	43	42.7	100±15	24.5					
				10	6.5	47.3	41	40.8	100±15	25.0									
				16	8.2	44.3	36	36.7	100±15	25.0									
				20	9.3	42.8	34	34.7	100±15	25.0									
				25	10.4	41.3	31	32.8	100±15	24.3									
				31.25	11.7	39.9	28	30.9	100±15	23.6									
				62.5	17.0	35.4	18	24.8	100±15	21.5									
				100	22.0	32.3	10	20.8	100±15	20.1									

†1640 ft. put-up available in Gray only.

Shield is bonded to jacket inner wall for electrical stability.

Jacket sequentially marked at 2 ft. intervals. • Third party verified to TIA/EIA-568-B.2, Category 5e

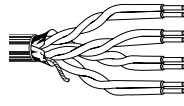
**Non-Plenum • Polypropylene Insulation (Color Code: See Chart Below) • Black Low-Smoke, Zero-Halogen Jacket**

Description	Part No.	UL NEC/ C(UL) CEC Type	No. of Pairs	Standard Lengths		Standard Unit Wt.		Nominal OD		Max. DCR (Ω/100m)	Max. DCR Unbal. (%)	Max. Cap. Unbal. (pF/100m)	Freq. (MHz)	Max. Atten. (dB/100m)	Min. PSUM NEXT (dB)	Min. PSUM ACR (dB/100m)	Min. PSUM ELFEXT (dB/100m)	Input Imped. (Ω)	Min. RL (dB)
				Ft.	m	Lbs.	kg	Inch	mm										
	<b>1300SB</b> <small>new</small>	NEC: CMG-LS CEC: CMG-LS FT4 Limited Smoke	4	1000	304.8	35.0	15.9	.260	6.60	9.3	3.0	330	1	2.0	62.3	60	60.8	100±15	20.0
				A-1000	A-304.8	37.0	16.8	4	4.1	53.3	49	48.7	100±15	23.0					
				16	8.2	44.3	36	36.7	100±15	25.0									
				20	9.3	42.8	34	34.7	100±15	25.0									
				25	10.4	41.3	31	32.8	100±15	24.3									
				31.25	11.7	39.9	28	30.9	100±15	23.6									
				62.5	17.0	35.4	18	24.8	100±15	21.5									
				100	22.0	32.3	10	20.8	100±15	20.1									

**LSZH and ABS Type Approved**

Jacket sequentially marked at 2 ft. intervals.

**Plenum • FEP Teflon® Insulation • Flamarrest® Jacket** (Available in Red, Orange, Yellow, Green, Blue, Gray, Black or Natural)

Description	Part No.	UL NEC/ C(UL) CEC Type	No. of Pairs	Standard Lengths		Standard Unit Wt.		Nominal OD		Max. DCR (Ω/100m)	Max. DCR Unbal. (%)	Max. Cap. Unbal. (pF/100m)	Freq. (MHz)	Max. Atten. (dB/100m)	Min. PSUM NEXT (dB)	Min. PSUM ACR (dB/100m)	Min. PSUM ELFEXT (dB/100m)	Input Imped. (Ω)	Min. RL (dB)
				Ft.	m	Lbs.	kg	Inch	mm										
	<b>1533P</b>	NEC: CMP CEC: CMP	4	1000	304.8	35.0	15.9	.235	6.00	9.38	3.0	330	1	2.0	62.3	60	60.8	100±15	20.0
				A-1000	A-304.8	38.0	17.2	4	4.1	53.3	49	48.7	100±15	23.0					
				10	6.5	47.3	41	40.8	100±15	25.0									
				16	8.2	44.3	36	36.7	100±15	25.0									
				20	9.3	42.8	34	34.7	100±15	25.0									
				25	10.4	41.3	31	32.8	100±15	24.3									
				31.25	11.7	39.9	28	30.9	100±15	23.6									
				62.5	17.0	35.4	18	24.8	100±15	21.5									
				100	22.0	32.3	10	20.8	100±15	20.1									

Shield is bonded to jacket inner wall for electrical stability.

Jacket sequentially marked at 2 ft. intervals.

Third party verified to TIA/EIA-568-B.2, Category 5e

ACR = Attenuation Crosstalk Ratio • DCR = DC Resistance • ELFEXT = Equal Level Far-end Crosstalk • NEXT = Near-end Crosstalk • PSUM = Power Sum • RL = Return Loss

ScTP = Screened (Overall Foil) Twisted Pair(s)

\*Drain wire is 24 AWG stranded tinned copper.

**Color Codes: DataTwist 5e ScTP**

Pair No.	Color Combination
1	White/Blue Stripe & Blue
2	White/Orange Stripe & Orange
3	White/Green Stripe & Green
4	White/Brown Stripe & Brown

Teflon is a DuPont trademark.

**DataTwist® 5 ScTP Cable**

TIA/EIA-568-A, Category 5 Nonbonded-Pair Cables

Description	Part No.	UL NEC/ C(UL) CEC Type	No. of Pairs	Standard Lengths		Standard Unit Wt.		Nominal OD		Max. DCR ( $\Omega$ / 100m)	Max. DCR Unbal. (%)	Max. Cap. Unbal. (pF/ 100m)	Freq. (MHz)	Max. Atten. (dB/ 100m)	Min. PSUM NEXT (dB)	Input Imped. ( $\Omega$ )	Min. SRL (dB)
				Ft.	m	Lbs.	kg	Inch	mm								

**24 AWG Solid Bare Copper Conductors • Twisted Pairs • Overall Beldfoil® Shield • Drain Wire\* • RJ-45 Compatible • See Color Code Chart (below)****Non-Plenum • Polyolefin Insulation • PVC Jacket** (Available in Red, Orange, Yellow, Green, Blue, Purple or Light Gray)

Part No.	UL NEC/ C(UL) CEC Type	No. of Pairs	1000 Ft.	304.8 m	33.0 Lbs.	15.0 kg	.260 Inch	6.60 mm	9.38	3.0	300	1	2.0	62.3	100±15	23.0				
1624R	NEC:	4	1000	304.8	33.0	15.0	.260	6.60	9.38	3.0	300	1	2.0	62.3	100±15	23.0				
	CMR											A-1000	A-304.8	36.0	16.3	4	4.1	53.3	100±15	23.0
	CEC:											1640†	500.0	54.1	24.7	8	5.8	48.8	100±15	23.0
	CMR															10	6.5	47.3	100±15	23.0
																16	8.2	44.3	100±15	23.0
																20	9.3	42.8	100±15	23.0
																25	10.4	41.3	100±15	22.0
																31.25	11.7	39.9	100±15	21.1
																65.5	17.0	35.4	100±15	18.0
																100	22.0	32.3	100±15	16.0

†1640 ft. put-up available in Gray only.

Shield is bonded to jacket inner wall for electrical stability.

Jacket sequentially marked at 2 ft. intervals. • Third party verified to TIA/EIA-568-A, Category 5

**Plenum • FEP Teflon® Insulation • Flamarrest® Jacket** (Available in Red, Orange, Yellow, Green, Blue, Purple, Gray or Natural)

Part No.	UL NEC/ C(UL) CEC Type	No. of Pairs	1000 Ft.	304.8 m	32.0 Lbs.	14.5 kg	.230 Inch	5.84 mm	9.38	3.0	300	1	2.0	62.3	100±15	23.0				
1624P	NEC:	4	1000	304.8	32.0	14.5	.230	5.84	9.38	3.0	300	1	2.0	62.3	100±15	23.0				
	CMR											A-1000††	A-304.8	35.0	15.9	4	4.1	53.3	100±15	23.0
	CEC:															8	5.8	48.8	100±15	23.0
	CMR															10	6.5	47.3	100±15	23.0
																16	8.2	44.3	100±15	23.0
																20	9.3	42.8	100±15	23.0
																25	10.4	41.3	100±15	22.0
																31.25	11.7	39.9	100±15	21.1
																65.5	17.0	35.4	100±15	18.0
																100	22.0	32.3	100±15	16.0

††A-1000 ft. put-up available in Yellow, Blue, Gray or Natural only.

Shield is bonded to jacket inner wall for electrical stability.

Jacket sequentially marked at 2 ft. intervals.

Third party verified to TIA/EIA-568-A, Category 5

DCR = DC Resistance • NEXT = Near-end Crosstalk • PSUM = Power Sum • RL = Return Loss • ScTP = Screened (Overall Foil) Twisted Pair(s)

\*Drain wire is 24 AWG stranded tinned copper on 1624R and 24 AWG solid tinned copper on 1624P.

**Color Codes: DataTwist 5 ScTP**

Pair No.	Color Combination
1	White/Blue Stripe & Blue
2	White/Orange Stripe & Orange
3	White/Green Stripe & Green
4	White/Brown Stripe & Brown