

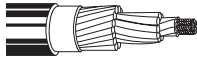
Belden Infinity® Flexible Automation Cable

600V FCC Control Cables for Moderate Flexing

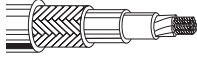
(1 Million Flex Cycles*)

Description	Part No.	No. of Cond.	Standard Lengths		Standard Unit Weight		Insulation Thickness		Jacket Thickness		Nominal OD		Maximum Pull Tension	
			Ft.	m	Lbs.	kg	Inch	mm	Inch	mm	Inch	mm	Lbs.	N


14 AWG Stranded (41x30) Bare Copper Conductors • Unshielded • Color Code: Black w/numbers + Green/Yellow ground**PVC Insulation • Gray Oil- and Abrasion-resistant PVC Jacket**

UL AWM Style 2587 (600V 90°C) CSA AWM I/II A/B 	7434A	2	250 †	76.2	34.0	15.5	.023	.58	.045	1.14	.335	8.51	201	894	
			500 †	152.4	66.5	30.2									
			1000 †	304.8	92.0	41.8									
	7435A	3	250 †	76.2	39.8	18.1	.023	.58	.045	1.14	.350	8.89	201	894	
			500 †	152.4	78.5	35.6									
			1000 †	304.8	98.0	44.5									
	7436A	4	250 †	76.2	49.3	22.4	.023	.58	.050	1.27	.395	10.03	201	894	
			500 †	152.4	95.0	43.1									
			1000 †	304.8	131.0	59.5									
	7438A	7	500 †	152.4	150.5	68.3	.023	.58	.060	1.52	.525	13.33	373	1659	
			500 †	76.2	110.8	50.3	.023	.58	.070	1.78	.620	15.75	480	2135	
				152.4	223.0	101.2									
	7440A	12	250 †	76.2	142.5	64.7	.023	.58	.075	1.91	.660	16.76	640	2847	
			500 †	152.4	285.5	129.6									
			250 †	76.2	223.8	101.7	.023	.58	.090	2.29	.930	23.62	1337	5947	

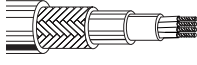
Temp Rating: -40° to 90°C
(-5° to 90°C flexing)**14 AWG** Stranded (41x30) BC Conductors • TC Braid Shield (85% Coverage) • Color Code: Black w/numbers + Green/Yellow ground**PVC Insulation • PVC Inner Jacket • Gray Oil- and Abrasion-resistant PVC Outer Jacket**

UL AWM Style 2587 (600V 90°C) CSA AWM I/II A/B 	7436AS	4	250 †	76.2	49.3	22.4	.023	.58	Inner: .025 .64		.482	12.24	212	943
			500 †	152.4	95.0	43.1			Outer: .055 1.40					
	7438AS	7	250 †	76.2	74.8	33.9	.023	.58	Inner: .025 .64		.563	14.30	371	1650
			500 †	152.4	150.5	68.3			Outer: .060 1.52					

Temp Rating: -40° to 90°C
(-5° to 90°C flexing)**12 AWG** Stranded (65x30) Bare Copper Conductors • Unshielded • Color Code: Black w/numbers + Green/Yellow ground**PVC Insulation • Gray Oil- and Abrasion-resistant PVC Jacket**

UL AWM Style 2587 (600V 90°C) CSA AWM I/II A/B 	7444A	3	250 †	76.2	53.5	24.3	.028	.71	.060	1.52	.450	11.43	253	1125
			500 †	152.4	103.5	47.0								
	7445A	4	250 †	76.2	63.5	28.8	.028	.71	.070	1.78	.505	12.83	338	1503
			500 †	152.4	124.0	56.3								

Temp Rating: -40° to 90°C
(-5° to 90°C flexing)**12 AWG** Stranded (65x30) BC Conductors • TC Braid Shield (85% Coverage) • Color Code: Black w/numbers + Green/Yellow ground**PVC Insulation • PVC Inner Jacket • Gray Oil- and Abrasion-resistant PVC Outer Jacket**

UL AWM Style 2587 (600V 90°C) CSA AWM I/II A/B 	7445AS	4	250 †	76.2	85.8	38.9	.028	.71	Inner: .030 .76		.580	14.73	338	1503
			500 †	152.4	171.5	77.9			Outer: .070 1.78					

Temp Rating: -40° to 90°C
(-5° to 90°C flexing)

BC = Bare Copper • TC = Tinned Copper

*Based on proper installation techniques in a C-track cable guide.

†Final put-up length may vary ±10% from length shown.