


Speaker Wire and Cable

Electrolytic Tough Pitch (ETP) High-Conductivity Copper Speaker Cables
Twisted Jacketed Construction




Description	Part No.	UL NEC/ C(UL) CEC Type	No. of Cond.	Color Code	Standard Lengths		Standard Unit Weight		Insulation Thickness		Jacket Thickness		Nominal OD	
					Ft.	m	Lbs.	kg	Inch	mm	Inch	mm	Inch	mm

22 AWG Stranded (7x30) Tinned Copper Conductors • Conductors Cabled**PVC Insulation • Chrome PVC Jacket**


300V RMS 60°C	8442	NEC:	2	Black,	100	30.5	2.4	1.0	.015	.38	.025	.64	.170	4.32
		CMG:		Red	U-500	U-152.4	7.5	3.4						
		CEC:			500	152.4	7.5	3.4						
		CMG FT4			U-1000	U-304.8	15.0	6.8						
					1000	304.8	15.0	6.8						
					10000	3048.0	150.0	68.2						

For Plenum versions of 8442, see 88442 or 82442.


20 AWG Stranded (7x28) Tinned Copper Conductors • Twisted Pair**PVC Insulation • Chrome PVC Jacket**

300V RMS 80°C	8205	NEC:	2	Black,	100	30.5	2.6	1.2	.013	.33	.025	.64	.180	4.57
		CMG:		Red	U-500	U-152.4	9.0	4.1						
		CEC:			500	152.4	9.0	4.1						
		CMG FT4			U-1000	U-304.8	17.0	7.7						
					1000	304.8	18.0	8.2						


18 AWG Stranded (7x26) Tinned Copper Conductors • Twisted Pair**PVC Insulation • Chrome PVC Jacket**

300V RMS 80°C	8461	NEC:	2	Black,	100	30.5	3.2	1.4	.022	.56	.028	.71	.234	5.94
		CMG:		White	U-500	U-152.4	13.5	6.1						
		CEC:			500	152.4	13.5	6.1						
		CMG FT4			U-1000	U-304.8	26.0	11.8						
					1000	304.8	27.0	12.2						

16 AWG Stranded (19x29) Tinned Copper Conductors • Twisted Pair**PVC Insulation • Chrome PVC Jacket**


UL AWM Style 2598 (300V 60°C) (80°C non-UL)	8471	NEC:	2	Black,	U-500	U-152.4	20.0	9.1	.023	.58	.032	.81	.274	6.96
		CMG:		White	500	152.4	20.0	9.1						
		CEC:			U-1000	U-304.8	38.0	17.2						
		CMG FT4			1000	304.8	40.0	18.2						

14 AWG Stranded (42x30) Tinned Copper Conductors • Twisted Pair**PVC Insulation • Chrome PVC Jacket**

UL AWM Style 2587 (600V 90°C)	8473	NEC:	2	Black,	U-500	U-152.4	29.0	13.2	.031	.79	.032	.81	.340	8.64
		CL3		White	500	152.4	30.5	13.9						
		CEC:			1000	304.8	58.0	26.4						
		FAS 90 FT4												

See NEC Guidelines for applicable CL3 voltage ratings (300V RMS).

12 AWG Stranded (65x30) Tinned Copper Conductors • Twisted Pair**PVC Insulation • Chrome PVC Jacket**

UL AWM Style 2587 (600V 90°C)	8477	NEC:	2	Black,	U-500	U-152.4	41.5	18.8	.032	.81	.035	.89	.386	9.80
		CL3R		White	500	152.4	43.5	19.7						
					1000	304.8	85.0	38.6						

See NEC Guidelines for applicable CL3 voltage ratings (300V RMS).