

## Video Triax Cable

### RG-59/U Type



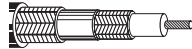
Triaxial cable is used to interconnect video cameras to related equipment. Triax cables contain 2 isolated shields and a solid or stranded center conductor. Isolated shields allow the triax to provide multiple functions over 1 cable through multiplexing techniques. Examples include: DC power to camera, intercom to operator, teleprompter feeds, monitoring feeds and even automatic or robotic functions.

Triax is usually either RG-59/U or RG-11/U. The second shield makes the OD of either type larger, so size and flexibility can be an issue. RG-11 styles have lower losses for long runs while RG-59 styles are smaller and generally more flexible. Part numbers 9267 and 9232 are designed with Hypalon® jackets for applications requiring even greater flexibility and ruggedness.

Description	Part No.	UL NEC/ C(UL) CEC Type	Standard Lengths		Standard Unit Weight		Conductor (stranding) Diameter Nom. DCR	Nominal Core OD		Shielding Materials Nom. DCR	Nominal OD		Nom. Imp. (Ω)	Nom. Vel. of Prop.	Nominal Capacitance		Nominal Attenuation		
			Ft.	m	Lbs.	kg		Inch	mm		Inch	mm			pF/Ft.	pF/m	MHz	dB/ 100 Ft.	dB/ 100m

#### 22 AWG Stranded (19x34) .031" Bare Copper Conductor • Double Bare Copper Braid Shields (95% Coverage)

Foam Polyethylene Insulation • Belflex® Jacket (Red, Yellow, Green, Blue, Purple or Black.) Polyethylene Insulation between Braids																		
High-Flex 75°C	1857A	—	500	152.4	42.5	19.3	22 AWG (19x34) .031"	.143	3.63	(2) BC Braids 95% Coverage	.360	9.14	75	79%	55.8	1	.3	1.0
			1000	304.8	86.0	39.1										3.6	.5	1.6
																10	.8	2.6
																71.5	2.2	7.2
																135	3.1	10.2
																270	4.5	14.8
																360	5.4	17.7
																540	6.8	22.3
																720	8.1	26.6
																750	8.4	27.6
																1000	10.1	33.1
																1500	13.3	43.6
																2250	17.6	57.7
																3000	21.4	70.2



Suitable for Outdoor applications: Black for permanent installations, all colors for field deployable use.

#### 20 AWG Solid .032" Bare Copper Conductor • Double Bare Copper Braid Shields (80% Coverage)

Gas-injected Foam HDPE Insulation • Black Polyethylene Jacket (Polyethylene Insulation between Braids)																			
80°C	8232	—	500	152.4	31.0	14.1	20 AWG (solid) .032"	.145	3.68	(2) BC Braids 95% Coverage	.315	8.00	75	83%	16.2	53.1	1	.3	1.0
			1000	304.8	60.0	27.3											3.6	.6	2.0
																10	.9	3.0	
																71.5	2.1	6.9	
																135	3.0	9.8	
																270	4.2	13.8	
																360	4.8	15.7	
																540	5.9	19.4	
																720	7.0	23.0	
																750	7.1	23.3	
																1000	8.3	27.2	
																1500	10.5	34.4	
																2250	13.4	44.0	
																3000	15.9	52.2	

Suitable for Outdoor and Direct Burial applications.

Suitable for Aerial applications when supported by a messenger wire.

Gas-injected Foam HDPE Insulation • Black PVC Jacket (PVC Insulation between Braids)																			
75°C 60°C (UL)	8232A	NEC: CMR CEC: CMP	1000	304.8	68.0	30.8	20 AWG (solid) .032"	.145	3.68	(2) BC Braids 95% Coverage	.315	8.00	75	83%	16.2	53.1	1	.3	1.0
			1000	304.8	61.0	27.7											3.6	.6	2.0
																10	.9	3.0	
																71.5	2.1	6.9	
																135	3.0	9.8	
																270	4.2	13.8	
																360	4.8	15.7	
																540	5.9	19.4	
																720	7.0	23.0	
																750	7.1	23.3	
																1000	8.3	27.2	
																1500	10.5	34.4	
																2250	13.4	44.0	
																3000	15.9	52.2	

Plenum • Foam FEP Insulation • Black FEP Jacket (FEP Insulation between Braids)																			
200°C	88232	NEC: CMP CEC: CMP	500†	152.4	29.0	13.2	20 AWG (solid) .032"	.140	3.56	(2) BC Braids 95% Coverage	.245	6.22	75	80%	16.9	55.4	1	.4	1.3
			1000†	304.8	61.0	27.7											3.6	.6	2.0
																10	.8	2.6	
																71.5	2.2	7.2	
																135	3.1	10.2	
																270	4.5	14.8	
																360	5.3	17.4	
																540	6.6	21.6	
																720	7.7	25.3	
																750	7.9	25.9	
																1000	9.4	30.8	
																1500	12.1	39.7	
																2250	15.6	51.2	
																3000	18.7	61.3	

BC = Bare Copper • DCR = DC Resistance • FEP = Fluorinated Ethylene Propylene • HDPE = High-density Polyethylene

Contact the Belden Customer Service Department for a Comprehensive Connector Cross Reference. 1-800-BELDEN-1. Request quotations of cables not listed.

†Spools are one piece, but length may vary ±10% from length shown.

Hypalon is a DuPont trademark.

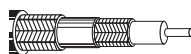
**Video Triax Cable**

RG-59/U Type



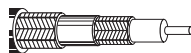
Description	Part No.	UL NEC/ C(UL) CEC Type	Standard Lengths		Standard Unit Weight		Conductor (stranding) Diameter Nom. DCR	Nominal Core OD		Shielding Materials Nom. DCR	Nominal OD		Nom. Imp. (Ω)	Nom. Vel. of Prop.	Nominal Capacitance		Nominal Attenuation		
			Ft.	m	Lbs.	kg		Inch	mm		Inch	mm			pF/Ft.	pF/m	MHz	dB/ 100 Ft.	dB/ 100m

**20 AWG Solid .032" Bare Copper Conductor • Double Bare Copper Braid Shields (95% Coverage)****Gas-injected Foam HDPE Insulation • Belflex® Jacket** (Red, Yellow, Green, Blue or Black) Polyethylene Insulation between Braids


75°C	<b>1856A</b>	—	1000	304.8	83.0	37.7	20 AWG (solid) .032"	.145	3.68	(2) BC Braids 95% Coverage	.360	9.14	75	83%	16.2	53.1	1	.3	1.0
							10.1Ω/M' 33.1Ω/km			Inner: 2.5Ω/M' 8.2Ω/km							71.5	2.2	7.2
										Outer: 1.6Ω/M' 5.3Ω/km							135	3.0	9.8
																	270	4.2	13.8
																	360	4.8	15.7
																	540	5.9	19.4
																	720	6.9	22.6
																	750	7.1	23.3
																	1000	8.8	28.9
																	1500	12.0	39.4
																	2250	16.4	53.8
																	3000	20.4	66.9

Suitable for Outdoor applications: Black for permanent installations, all colors for field deployable use.

**Gas-injected Foam HDPE Insulation • Belflex® Jacket** (Red, Yellow, Green, Blue, Purple or Black) PVC Insulation between Braids

75°C	<b>1856B</b>	NEC: CMR CEC: CMG FT4	1000	304.8	86.0	39.1	20 AWG (solid) .032"	.145	3.68	(2) BC Braids 95% Coverage	.360	9.14	75	83%	16.2	53.1	1	.3	1.0
60°C (UL)							10.1Ω/M' 33.1Ω/km			Inner: 2.5Ω/M' 8.2Ω/km							71.5	2.2	7.2
										Outer: 1.6Ω/M' 5.2Ω/km							135	3.0	9.8
																	270	4.2	13.8
																	360	4.8	15.7
																	540	5.9	19.4
																	720	6.9	22.6
																	750	7.1	23.3
																	1000	8.8	28.9
																	1500	12.0	39.4
																	2250	16.4	53.8
																	3000	20.4	66.9

**Gas-injected Foam HDPE Insulation • Paper Tape Separator • Black Hypalon® Jacket** (Polyethylene Insulation between Braids)

80°C	<b>9267</b>	—	500	152.4	39.5	18.0	20 AWG (solid) .032"	.145	3.68	(2) BC Braids 95% Coverage	.360	9.14	75	82%	16.3	53.5	1	.3	1.0
VW-1			1000	304.8	77.0	35.0	10.1Ω/M' 33.1Ω/km			Inner: 2.5Ω/M' 8.3Ω/km							71.5	2.1	6.9
										Outer: 2.6Ω/M' 8.6Ω/km							135	2.9	9.5
																	270	4.2	13.8
																	360	4.8	15.7
																	540	6.0	19.7
																	720	6.7	22.0
																	750	6.9	22.6
																	1000	8.3	27.2
																	1500	10.5	34.4
																	2250	13.4	44.0
																	3000	15.9	52.2

Suitable for Outdoor and Direct Burial applications.

BC = Bare Copper • DCR = DC Resistance • HDPE = High-density Polyethylene

Contact the Belden Customer Service Department for a Comprehensive Connector Cross Reference. **1-800-BELDEN-1**. Request quotations of cables not listed.

Hypalon is a DuPont trademark.

**BELDEN**For more information, contact **Belden Technical Support: 1-800-BELDEN-1 • www.belden.com****Belden114@CableCon.kr / 0707-434-7704 / Fax. 02-744-0909 / www.CableCon.co.kr**

# Video Triax Cable

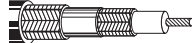
## RG-11/U Type



Description	Part No.	UL NEC/ C(UL) CEC Type	Standard Lengths		Standard Unit Weight		Conductor (stranding) Diameter Nom. DCR	Nominal Core OD		Shielding Materials Nom. DCR	Nominal OD		Nom. Imp. (Ω)	Nom. Vel. of Prop.	Nominal Capacitance		Nominal Attenuation		
			Ft.	m	Lbs.	kg		Inch	mm		Inch	mm			pF/Ft.	pF/m	MHz	dB/ 100 Ft.	dB/ 100m

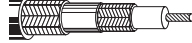
### 15 AWG Stranded (19x27) .064" Bare Copper Conductor • Double Bare Copper Braid Shield (95% Coverage)

#### Gas-injected Foam HDPE Insulation • Belflex® Jacket (Red, Yellow, Green, Blue, Purple or Black) Polyethylene Insulation between Braids

High-Flex 75°C	1858A	—	500	152.4	80.5	36.5	15 AWG (19x27) .064"	.312	7.92	(2) BC Braids 95% Coverage	.520	13.20	75	78%	17.3	56.8	1	.1	.5
			1000	304.8	157.0	71.2		3.6	.3		1.0								
																			
BC Inner: 71.5 1.2 3.9 135 1.8 5.9 270 2.6 8.5 360 3.1 10.2 540 3.9 12.8 720 4.7 15.4 750 4.8 15.7 1000 5.7 18.7																			

Suitable for Outdoor applications: Black for permanent installations, all colors for field deployable use.

#### Plenum • Foam FEP Teflon® Insulation • Black Fluorocopolymer Jacket (Fluorocopolymer Insulation between Braids)

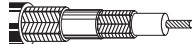
125°C	1859A	NEC:	500	152.4	66.5	30.2	15 AWG (19x27) .064"	.285	7.24	(2) BC Braids 95% Coverage	.406	10.30	75	80%	16.5	54.1	1	.1	.5
		CMP	1000	304.8	134.0	60.9		3.6	.2		.7								
																			
CEC: CMP FT6 BC Inner: 71.5 1.3 4.3 135 1.9 6.2 270 3.0 9.8 360 3.6 11.8 540 4.5 14.8 720 5.4 17.7 750 5.6 18.4 1000 6.6 21.6																			

Suitable for Outdoor and Direct Burial applications.

Suitable for Aerial applications when supported by a messenger wire.


### 15 AWG Stranded (19x27) .064" Bare Copper Conductor • Double Bare Copper Braid Shield (90% Coverage)

#### Gas-injected Foam HDPE Insulation • Yellow PVC Jacket (Polyethylene Insulation between Braids)

UL AWM Style 1641 (30V 75°C) VW-1	9192	NEC:	1000	304.8	150.0	68.2	15 AWG (19x27) .064"	.312	7.92	(2) BC Braids 90% Coverage	.520	13.20	75	78%	17.3	56.8	1	.1	.5
		CL2X						3.6	.3		1.0								
																			
BC Inner: 71.5 1.2 3.9 135 1.8 5.9 270 2.6 8.5 360 3.1 10.2 540 3.9 12.8 720 4.7 15.4 750 4.8 15.7 1000 5.7 18.7																			

Suitable for Outdoor applications: Black for permanent installations, all colors for field deployable use.

#### Gas-injected Foam HDPE Insulation • Paper Tape Separator • Black Hypalon® Jacket (Polyethylene Insulation between Braids)

UL AWM Style 1641 (30V 75°C) VW-1	9232	—	500	152.4	76.5	34.7	15 AWG (19x27) .064"	.312	7.92	(2) BC Braids 90% Coverage	.520	13.20	75	78%	17.3	56.8	1	.1	.5
			1000	304.8	145.0	65.9		3.6	.3		1.0								
																			
BC Inner: 71.5 1.2 3.9 135 1.8 5.9 270 2.6 8.5 360 3.1 10.2 540 3.9 12.8 720 4.7 15.4 750 4.8 15.7 1000 5.7 18.7																			

Suitable for Outdoor and Direct Burial applications.

BC = Bare Copper • DCR = DC Resistance • FEP = Fluorinated Ethylene Propylene • HDPE = High-density Polyethylene

Contact the Belden Customer Service Department for a Comprehensive Connector Cross Reference. 1-800-BELDEN-1. Request quotations of cables not listed.

Hypalon is a DuPont trademark.

Teflon is a DuPont trademark.



For more information, contact Belden Technical Support: 1-800-BELDEN-1 • www.belden.com

Belden114@CableCon.kr / 0707-434-7704 / Fax. 02-744-0909 / www.CableCon.co.kr

**Video Triax Cable**

RG-11/U Type



Description	Part No.	UL NEC/ C(UL) CEC Type	Standard Lengths		Standard Unit Weight		Conductor (stranding) Diameter Nom. DCR	Nominal Core OD		Shielding Materials Nom. DCR	Nominal OD		Nom. Imp. (Ω)	Nom. Vel. of Prop.	Nominal Capacitance		Nominal Attenuation		
			Ft.	m	Lbs.	kg		Inch	mm		Inch	mm			pF/Ft.	pF/m	MHz	dB/ 100 Ft.	dB/ 100m

**14 AWG Solid .064" Bare Copper Conductor • Double Bare Copper Shield (95% Coverage)****Gas-injected Foam HDPE Insulation • Black Polyethylene Jacket (Polyethylene Insulation between Braids)**

80°C	<b>8233</b>	—	500	152.4	63.0	28.6	14 AWG (solid)	.285	7.24	(2) BC Braids 95% Coverage	.475	12.07	75	84%	16.1	52.8	1	.2	.7
			1000	304.8	122.0	55.5	.064"			Inner: 2.5Ω/M' 8.2Ω/km							3.6	.3	1.0
			2000	609.6	240.0	109.1				Outer: 1.6Ω/M' 5.2Ω/km							10	.4	1.3
										100% Sweep tested. 5 MHz to 3 GHz.							71.5	1.1	3.6
																	135	1.5	4.9
																	270	2.3	7.5
																	360	2.7	8.9
																	540	3.5	11.5
																	720	4.2	13.8
																	750	4.3	14.1
																	1000	5.2	17.1
																	1500	7.1	23.3
																	2250	9.6	31.5
																	3000	12.0	39.4

Suitable for Outdoor and Direct Burial applications.

**Gas-injected Foam HDPE Insulation • Black PVC Jacket (PVC Insulation between Braids)**

75°C	<b>8233A</b>	NEC:	1000	304.8	136.0	61.7	14 AWG (solid)	.285	7.24	(2) BC Braids 95% Coverage	.475	12.07	75	84%	16.1	52.8	1	.2	.7
60°C (UL)		CMR:	2000	609.6	266.0	120.7	.064"			Inner: 2.5Ω/M' 8.2Ω/km							3.6	.3	1.0
		CEC:	4000	1219.2	572.0	259.5				Outer: 1.6Ω/M' 5.2Ω/km							10	.4	1.3
		CMG:								100% Sweep tested. 5 MHz to 3 GHz.							71.5	1.1	3.6
																	135	1.5	4.9
																	270	2.3	7.5
																	360	2.7	8.9
																	540	3.5	11.5
																	720	4.2	13.8
																	750	4.3	14.1
																	1000	5.2	17.1
																	1500	7.1	23.3
																	2250	9.6	31.5
																	3000	12.0	39.4

**Gas-injected Foam HDPE Insulation • Black Polyethylene Jacket (PE Insulation between Braids; Flooding Compound on Outer Braid)**

Flooded	<b>7803A</b>	—	500	152.4	64.0	29.1	14 AWG (solid)	.285	7.24	(2) BC Braids 95% Coverage	.475	12.07	75	84%	16.1	52.8	1	.2	.7
80°C			1000	304.8	123.0	55.9	.064"			Inner: 2.5Ω/M' 8.2Ω/km							3.6	.3	1.0
			3000	914.4	381.0	173.2				Outer: 1.6Ω/M' 5.2Ω/km							10	.4	1.3
										100% Sweep tested. 5 MHz to 3 GHz.							71.5	1.1	3.6
																	135	1.5	4.9
																	270	2.3	7.5
																	360	2.7	8.9
																	540	3.5	11.5
																	720	4.2	13.8
																	750	4.3	14.1
																	1000	5.2	17.1
																	1500	7.1	23.3
																	2250	9.6	31.5
																	3000	12.0	39.4

Suitable for Outdoor and Direct Burial applications.

BC = Bare Copper • DCR = DC Resistance • HDPE = High-density Polyethylene • PE = Polyethylene

Contact the Belden Customer Service Department for a Comprehensive Connector Cross Reference. **1-800-BELDEN-1**. Request quotations of cables not listed.