

**Pan/Tilt/Zoom Banana Peel® Composite**CCTV plus Audio or Power or Pan and Tilt CCTV Control Applications  
Riser-Rated**Composite Coax,  
Pair and Multi-Conductors**  
CMR/CMG FT4 Rated**Product Description**

(1) **Coax:** 20 AWG solid bare copper conductor, gas-injected foam high-density polyethylene insulation, bare copper braid shield (95% coverage), Black PVC jacket.

(1) **Pair:** 23 AWG solid bare copper conductors, polyolefin insulation, Blue PVC jacket. Color code: White/Blue Stripe & Blue. Category 5e tested.


(2) **Conductors:** 18 AWG stranded (7x26) bare copper conductors, PVC insulation, White flame-retardant PVC jacket. Color code: Black & Red.

**Specifications**

<b>Conductor</b>	Bare Copper
<b>Application Shielding</b>	
Video	Bare Copper Braid
Control	Unshielded
Power	Unshielded
<b>Component Jackets</b>	PVC
<b>Overall Jacket</b>	None
<b>Approvals</b>	
NEC	CMR
CEC	CMG FT4
<b>NEC Articles</b>	800
<b>Voltage Rating</b>	300V
<b>Temperature Rating</b>	75°C

**Applications**

- CCTV plus Control and Power
- Pan, Tilt and Zoom CCTV Control



Part No.	Component Descriptions	Insulation Material & Shielding	Component Nom. OD		Overall Nom. OD		Standard Lengths		Standard Unit Weight	
			Inch	mm	Inch	mm	Ft.	m	Lbs.	kg

**Composite (NEC CMR and CEC CMG FT4)****RG-59/U 20 AWG Coax • Cat. 5e 23 AWG Pair • 18 AWG Cond.**

Part No.	Component Descriptions	Insulation Material & Shielding	Component Nom. OD		Overall Nom. OD		Standard Lengths		Standard Unit Weight	
			Inch	mm	Inch	mm	Ft.	m	Lbs.	kg
<b>500PTZ</b> <small>NEW</small>	(1) Coax: RG-59/U 20 AWG (solid) Bare Copper Cond.	Gas-injected Foam HDPE, Bare Copper Braid Shield (95% coverage)	.227	5.57	.411	10.4	500 1000	152 305	38.5 71.0	17.5 32.3
	(1) 1-Pair 23 AWG (solid) Bare Copper Cond.	Polyolefin, Unshielded	.118	3.00						
	(1) 2-Cond. 18 AWG Stranded (7x26) Bare Copper Cond.	PVC, Unshielded	.171	4.34						

HDPE = High-density Polyethylene

U.S. Patent 7,049,523

**Individual Cable Jacket Color Coding System**

Jacket Color	Cable Type
Black	Coax, RG-59/U, 20 AWG, 95% Braid
Blue	1/P, 23 AWG, Unshielded
White	2/C, 18 AWG, Unshielded

**Pan/Tilt/Zoom Banana Peel® Composite**

CCTV plus Audio or Power or Pan and Tilt CCTV Control Applications  
Plenum-Rated



**Composite Coax,  
Pair and Multi-Conductors**  
CMP FT6 Rated

**Product Description**

**(1) Coax:** 20 AWG solid bare copper conductor, Foam Perfluoroalkoxy (FPFA) insulation, bare copper braid shield (95% coverage), Black Flamarrest® jacket.

**(1) Pair:** 23 AWG solid bare copper conductors, FEP insulation, Blue Flamarrest jacket. Color code: White/Blue Stripe & Blue. Category 5e tested.


**(2) Conductors:** 18 AWG stranded (7x26) bare copper conductors, Flamarrest insulation, White Flamarrest jacket. Color code: Black & Red.

**Specifications**

<b>Conductor</b>	Bare Copper
<b>Application Shielding</b>	
Video	Bare Copper Braid
Control	Unshielded
Power	Unshielded
<b>Component Jackets</b>	Flamarrest
<b>Overall Jacket</b>	None
<b>Approvals</b>	
NEC	CMP
CEC	CMP FT6
<b>NEC Articles</b>	800
<b>Voltage Rating</b>	300V
<b>Temperature Rating</b>	75°C

**Applications**

- CCTV plus Control and Power
- Pan, Tilt and Zoom CCTV Control



Part No.	Component Descriptions	Insulation Material & Shielding	Component Nom. OD		Overall Nom. OD		Standard Lengths		Standard Unit Weight	
			Inch	mm	Inch	mm	Ft.	m	Lbs.	kg

**Plenum-rated Composite (NEC CMP and CEC CMP FT6)**

<b>RG-59/U 20 AWG Coax • Cat. 5e 23 AWG Pair • 18 AWG Cond.</b>										
<b>600PTZ</b> <small>NEW</small>	(1) Coax: RG-59/U 20 AWG (solid) Bare Copper Cond.	FPFA, Bare Copper Braid Shield (95% coverage)	.193	4.90	.351	8.9	500	152	38.5	17.5
	(1) 1-Pair 23 AWG (solid) Bare Copper Cond.	FEP, Unshielded	.116	2.95			1000	305	71.0	32.2
	(1) 2-Cond. 18 AWG Stranded (7x26) Bare Copper Cond.	Flamarrest, Unshielded	.158	4.01						

FEP = Fluorinated Ethylene Propylene • FPFA = Foam Perfluoroalkoxy  
U.S. Patent 7,049,523

**Individual Cable Jacket Color Coding System**

Jacket Color	Cable Type
Black	Coax, RG-59/U, 20 AWG, BC Braid (95%)
Blue	1/P, 23 AWG, Unshielded
White	2/C, 18 AWG, Unshielded

## Pan/Tilt/Zoom Banana Peel® Composite

CCTV plus Audio or Power or Pan and Tilt CCTV Control Applications  
Riser-Rated



### Composite Coax, Pair and Multi-Conductors

CMR/CMG FT4 Rated

#### Product Description

**(1) Coax:** 20 AWG solid bare copper conductor, gas-injected foam high-density polyethylene insulation, bare copper braid shield (95% coverage), Black PVC jacket.

**(1) Pair:** 22 AWG stranded (7x30) bare copper conductors, polyolefin insulation, Beldfoil® shield (100% coverage), Blue PVC jacket. Color code: White/Blue Stripe & Blue. Category 5e tested.

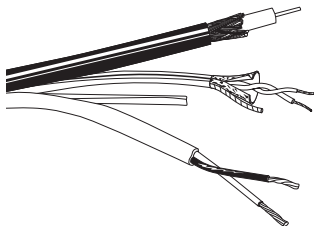
**(2) Conductors:** 18 AWG stranded (7x26) bare copper conductors, PVC insulation, White flame-retardant PVC jacket. Color code: Black & Red.

#### Specifications

<b>Conductor</b>	Bare Copper
<b>Application Shielding</b>	
Video	Bare Copper Braid
Control	Aluminum/Polyester
Power	Unshielded
<b>Component Jackets</b>	PVC
<b>Overall Jacket</b>	None
<b>Approvals</b>	
NEC	CMR
CEC	CMG FT4
<b>NEC Articles</b>	800
<b>Voltage Rating</b>	300V
<b>Temperature Rating</b>	75°C

#### Applications

- CCTV plus Control and Power
- Pan, Tilt and Zoom CCTV Control



Part No.	Component Descriptions	Insulation Material & Shielding	Component Nom. OD		Overall Nom. OD		Standard Lengths		Standard Unit Weight	
			Inch	mm	Inch	mm	Ft.	m	Lbs.	kg

#### Composite (NEC CMR and CEC CMG FT4)

RG-59/U 20 AWG Coax • Cat. 5e 22 AWG Pair • 18 AWG Cond.										
<b>501PTZ</b> <small>NEW</small>	(1) Coax: RG-59/U 20 AWG (solid) BC Cond.	Gas-injected Foam HDPE, BC Braid Shield (95% coverage)	.227	5.57	.419	10.6	500	152	41.0	18.6
	(1) 1-Pair 22 AWG (7x30) BC Cond.	Polyolefin, Beldfoil Shield (100% coverage)	.177	4.50			1000	305	76.0	34.5
	(1) 2-Cond. 18 AWG Stranded (7x26) BC Cond.	PVC, Unshielded	.171	4.34						

BC = Bare Copper • HDPE = High-density Polyethylene

U.S. Patent 7,049,523

#### Individual Cable Jacket Color Coding System

Jacket Color	Cable Type
Black	Coax: RG-59/U, 20 AWG, BC Braid Shield
Blue	1/P, 22 AWG, Beldfoil Shield
White	2/C, 18 AWG, Unshielded

**Pan/Tilt/Zoom Banana Peel® Composite**

CCTV plus Audio or Power or Pan and Tilt CCTV Control Applications  
Plenum-Rated



**Composite Coax,  
Pair and Multi-Conductors**  
CMP FT6 Rated

**Product Description**

(1) **Coax:** 20 AWG solid bare copper conductor, Foam Perfluoroalkoxy (FPFA) insulation, bare copper braid shield (95% coverage), Black Flammarrest® jacket.

(1) **Pair:** 22 AWG stranded (7x30) bare copper conductors, FEP insulation, Beldfoil® shield (100% coverage), Blue Flammarrest jacket. Color code: White/Blue Stripe & Blue. Category 5e tested.


(2) **Conductors:** 18 AWG stranded (7x26) bare copper conductors, Flammarrest insulation, White Flammarrest jacket. Color code: Black & Red.

**Specifications**

<b>Conductor</b>	Bare Copper
<b>Application Shielding</b>	
Video	Bare Copper Braid
Control	Aluminum/Polyester
Power	Unshielded
<b>Component Jackets</b>	Flammarrest
<b>Overall Jacket</b>	None
<b>Approvals</b>	
NEC	CMP
CEC	CMP FT6
<b>NEC Articles</b>	800
<b>Voltage Rating</b>	300V
<b>Temperature Rating</b>	75°C

**Applications**

- CCTV plus Control and Power
- Pan, Tilt and Zoom CCTV Control



Part No.	Component Descriptions	Insulation Material & Shielding	Component Nom. OD		Overall Nom. OD		Standard Lengths		Standard Unit Weight	
			Inch	mm	Inch	mm	Ft.	m	Lbs.	kg

**Plenum-rated Composite (NEC CMP and CEC CMP FT6)****RG-59/U 20 AWG Coax • Cat. 5e 22 AWG Pair • 18 AWG Cond.**

Part No.	Component Descriptions	Insulation Material & Shielding	Component Nom. OD (Inch)	Component Nom. OD (mm)	Overall Nom. OD (Inch)	Overall Nom. OD (mm)	Standard Lengths (Ft.)	Standard Lengths (m)	Standard Unit Weight (Lbs.)	Standard Unit Weight (kg)
<b>601PTZ</b> <small>(NEW)</small>	(1) Coax: RG-59/U 20 AWG (solid) BC Cond.	FPFA, BC Braid Shield (95% coverage)	.193	4.90	.351	8.9	500 1000	152 305	40.0 73.0	18.2 33.2
	(1) 1-Pair 22 AWG (7x30) BC Cond.	FEP, Beldfoil Shield (100% coverage)	.116	2.95						
	(1) 2-Cond. 18 AWG Stranded (7x26) BC Cond.	Flammarrest, Unshielded	.158	4.01						

BC = Bare Copper • FEP = Fluorinated Ethylene Propylene • FPFA = Foam Perfluoroalkoxy  
U.S. Patent 7,049,523

**Individual Cable Jacket Color Coding System**

Jacket Color	Cable Type
Black	Coax: RG-59/U, 20 AWG, BC Braid Shield
Blue	1/P, 22 AWG, Beldfoil Shield
White	2/C, 18 AWG, Unshielded

**Pan/Tilt/Zoom Banana Peel® Composite**CCTV plus Audio or Power or Pan and Tilt CCTV Control Applications  
Riser-Rated**Composite Coax,  
Pair and Multi-Conductors**  
CMR/CMG FT4 Rated**Product Description**

**(1) Coax:** 20 AWG solid bare copper conductor, gas-injected foam high-density polyethylene insulation, bare copper braid shield (95% coverage), Black PVC jacket.

**(1) Pair:** 18 AWG stranded (19x30) bare copper conductors, polyolefin insulation, Beldfoil® shield (100% coverage), Blue PVC jacket. Color code: White/Blue Stripe & Blue. Category 5e tested.


**(2) Conductors:** 18 AWG stranded (7x26) bare copper conductors, PVC insulation, White flame-retardant PVC jacket. Color code: Black & Red.

**Specifications**

<b>Conductor</b>	Bare Copper
<b>Application Shielding</b>	
Video	Bare Copper Braid
Control	Aluminum/Polyester
Power	Unshielded
<b>Component Jackets</b>	PVC
<b>Overall Jacket</b>	None
<b>Approvals</b>	
NEC	CMR
CEC	CMG FT4
<b>NEC Articles</b>	800
<b>Voltage Rating</b>	300V
<b>Temperature Rating</b>	75°C

**Applications**

- CCTV plus Control and Power
- Pan, Tilt and Zoom CCTV Control



Part No.	Component Descriptions	Insulation Material & Shielding	Component Nom. OD		Overall Nom. OD		Standard Lengths		Standard Unit Weight	
			Inch	mm	Inch	mm	Ft.	m	Lbs.	kg

**Composite (NEC CMR and CEC CMG FT4)****RG-59/U 20 AWG Coax • Cat. 5e 18 AWG Pair • 18 AWG Cond.**

Part No.	Component Descriptions	Insulation Material & Shielding	Component Nom. OD (Inch)	Component Nom. OD (mm)	Overall Nom. OD (Inch)	Overall Nom. OD (mm)	Standard Lengths (Ft.)	Standard Lengths (m)	Standard Unit Weight (Lbs.)	Standard Unit Weight (kg)
<b>502PTZ</b> <small>NEW</small>	(1) Coax: RG-59/U 20 AWG (solid) BC Cond.	Gas-injected Foam HDPE, BC Braid Shield (95% coverage)	.227	5.57	.451	11.5	500 1000	152 305	50.0 94.0	22.7 42.6
	(1) 1-Pair 18 AWG (19x30) BC Cond.	Polyolefin, Beldfoil Shield (100% coverage)	.219	5.56						
	(1) 2-Cond. 18 AWG Stranded (7x26) BC Cond.	PVC, Unshielded	.171	4.34						

BC = Bare Copper • HDPE = High-density Polyethylene

U.S. Patent 7,049,523

**Individual Cable Jacket Color Coding System**

Jacket Color	Cable Type
Black	Coax: RG-59/U, 20 AWG, BC Braid Shield
Blue	1/P, 18 AWG, Beldfoil Shield
White	2/C, 18 AWG, Unshielded

**Pan/Tilt/Zoom Banana Peel® Composite**

CCTV plus Audio or Power or Pan and Tilt CCTV Control Applications  
Plenum-Rated



**Composite Coax,  
Pair and Multi-Conductors**  
CMP FT6 Rated

**Product Description**

**(1) Coax:** 20 AWG solid bare copper conductors, Foam Perfluoroalkoxy (FPFA) insulation, bare copper braid shield (95% coverage), Black Flammarrest® jacket.

**(1) Pair:** 18 AWG stranded (19x30) bare copper conductor, FEP insulation, Beldfoil® shield (100% coverage), Blue Flammarrest jacket. Color code: White/Blue Stripe & Blue. Category 5e tested.

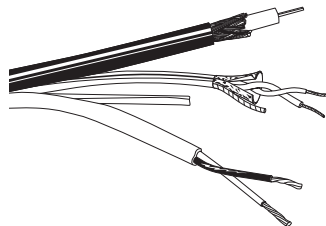
**(2) Conductors:** 18 AWG stranded (7x26) bare copper conductors, Flammarrest insulation, White Flammarrest jacket. Color code: Black & Red.

**Specifications**

<b>Conductor</b>	Bare Copper
<b>Application Shielding</b>	
Video	Bare Copper Braid
Control	Aluminum/Polyester
Power	Unshielded
<b>Component Jackets</b>	Flammarrest
<b>Overall Jacket</b>	None
<b>Approvals</b>	
NEC	CMP
CEC	CMP FT6
<b>NEC Articles</b>	800
<b>Voltage Rating</b>	300V
<b>Temperature Rating</b>	75°C

**Applications**

- CCTV plus Control and Power
- Pan, Tilt and Zoom CCTV Control

**Individual Cable Jacket Color Coding System**

Jacket Color	Cable Type
Black	Coax: RG-59/U, 20 AWG, BC Braid Shield
Blue	1/P, 18 AWG, Beldfoil Shield
White	2/C, 18 AWG, Unshielded

US Patent 7,049,523

Part No.	Component Descriptions	Insulation Material & Shielding	Component Nom. OD		Overall Nom. OD		Standard Lengths		Standard Unit Weight	
			Inch	mm	Inch	mm	Ft.	m	Lbs.	kg

**Plenum-rated Composite (NEC CMP and CEC CMP FT6)**

RG-59/U 20 AWG Coax • Cat. 5e 18 AWG Pair • 18 AWG Cond.										
<b>602PTZ</b> <small>new</small>	(1) Coax: RG-59/U 20 AWG (solid) BC Cond.	FPFA, BC Braid Shield (95% coverage)	.193	4.90	.363	9.2	500 1000	152 305	42.5 79.0	19.3 35.8
	(1) 1-Pair 18 AWG (19x30) BC Cond.	FEP, Beldfoil Shield (100% coverage)	.150	3.81						
	(1) 2-Cond. 18 AWG Stranded (7x26) BC Cond.	Flammarrest, Unshielded	.158	4.01						

BC = Bare Copper • FEP = Fluorinated Ethylene Propylene • FPFA = Foam Perfluoroalkoxy