

Audio Cable

Commercial Audio Systems

Shielded, Riser-Rated or CL3R Rated



Shielded Multi-conductor

CMR/CMG FT4 Rated or CL3R Rated

Product Description

Bare copper conductors, PVC insulation, conductors cabled, Beldfoil® shield tape (foil side out) with drain wire, Gray PVC jacket with rip cord. Sequential footage marking every two feet.

Color Code: See chart below.

Specifications

Conductor	Bare Copper
Insulation	PVC
Insulation Thickness	
24 to 16 AWG	.010" (.254mm)
14 to 12 AWG	.014" (.356mm)
Shield	Beldfoil
Jacket	PVC
Approvals	
NEC (24 to 16 AWG)	CMR FPLR†
CEC (24 to 16 AWG)	CMG FT4
NEC (14 to 12 AWG)	CL3R

NEC Articles	
24 to 16 AWG	800
14 to 12 AWG	725

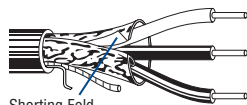
Voltage Rating	300V
Temperature Rating	75°C

†CMR FPLR dual rating for 5000UE, 5100UE, 5000FE and 5100FE only.

Applications

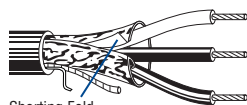
- Intercom/PA Systems
- Sound/Audio Systems
- Fire Alarm Systems (Red Only)

Solid Conductor



Shorting Fold

Stranded Conductor



Shorting Fold

Color Code Chart

(24 to 16 AWG)

(14 to 12 AWG)

Cond. No.	Color	Cond. No.	Color
1	Black	1	Black
2	Red	2	White
3	White	3	Red

Part No.	No. of Cond.	Stranding	Standard Lengths		Standard Unit Weight		Outer Jacket Thickness		Nominal OD	
			Ft.	m	Lbs.	kg	Inch	mm	Inch	mm

Shielded Multi-conductor (NEC CMR and CEC CMG FT4)

24 AWG										
5600FE	2	7	U-1000 1000	U-305 305	11.0 10.0	5.0 4.5	.015	.38	.120	3.05

22 AWG										
5520FE	2	solid	C-500 C-1000 U-1000 1000	C-152 C-305 U-305 305	6.5 13.0 14.0 14.0	3.0 5.9 6.4 6.4	.015	.38	.125	3.18
5500FE	2	7	C-500 U-500 500 U-1000 1000	C-152 U-152 152 U-305 305	5.5 6.5 6.5 12.0 12.0	2.5 3.0 3.0 5.5 5.5	.015	.38	.130	3.30

5521FE	3	solid	U-1000 1000	U-305 305	12.0 12.0	5.4 5.4	.015	.38	.132	3.35
5501FE	3	7	C-500 U-500 500 U-1000 1000	C-152 U-152 152 U-305 305	7.0 8.0 7.5 15.0 15.0	3.2 3.6 3.4 6.8 6.8	.015	.38	.138	3.51

20 AWG										
5400FE	2	7	U-500 500 U-1000 1000	U-152 152 U-305 305	9.0 8.5 17.0 17.0	4.1 3.9 7.7 7.7	.015	.38	.145	3.68
5421FE	3	solid	U-1000	U-305	20.0	9.1	.015	.38	.146	3.71
5401FE	3	7	U-500 500 U-1000 1000	U-152 152 U-305 305	11.0 10.5 21.0 21.0	5.0 4.8 9.5 9.5	.015	.38	.153	3.89

18 AWG										
5320FE	2	solid	C-500 U-1000 1000	C-152 U-305 305	10.0 21.0 21.0	4.5 9.5 9.5	.015	.38	.155	3.94
5300FE	2	7	C-500 U-500 500 U-1000 1000	C-152 U-152 152 U-305 305	11.0 12.0 12.0 23.0 23.0	5.0 5.4 5.4 10.4 10.4	.015	.38	.165	4.19
5301FE	3	7	U-500 500 U-1000 1000	U-152 152 U-305 305	15.5 15.0 30.0 30.0	7.0 6.8 13.6 13.6	.015	.38	.175	4.45

16 AWG										
5200FE*	2	19	U-500 500 U-1000 1000	U-152 152 U-305 305	16.5 16.5 31.0 32.0	7.5 7.5 14.1 14.5	.015	.38	.188	4.78
5201FE	3	19	500 U-1000 1000	152 U-305 305	21.5 42.0 42.0	9.8 19.1 19.1	.015	.38	.200	5.08

14 AWG										
5100FE**	2	19	500 U-1000 1000	152 U-305 305	28.5 49.0 51.0	13.0 22.3 23.2	.015	.38	.238	6.05
5101FE	3	19	1000	305	66.0	30.0	.015	.38	.253	6.43

12 AWG										
5000FE**	2	19	500 1000	152 305	36.5 67.0	16.6 30.4	.015	.38	.272	6.91

* 5200FE also available in White.

** 5100FE and 5000FE also available in Red (rating FPLR).

Audio Cable

Commercial Audio Systems
Unshielded, Plenum-Rated



Unshielded Multi-conductor

CMP FT6 Rated or CL2P Rated

Product Description

Bare copper conductors, Flamarrest® insulation, conductors cabled, Natural Flamarrest jacket with rip cord. Sequential footage marking every two feet.

Color Code: See chart below.

Specifications

Conductor	Bare Copper
Insulation	Flamarrest
Insulation Thickness	
22 to 16 AWG	.009" (.229mm)
14 to 10 AWG	.011" (.279mm)
Jacket	Flamarrest
Approvals	
NEC (22 to 16 AWG)	CMP
CEC (22 to 16 AWG)	CMP FT6
NEC (14 to 10 AWG)	CL2P
NEC Articles	
22 to 16 AWG	800
14 to 10 AWG	725
Voltage Rating	
22 to 16 AWG	300V
14 to 10 AWG	150V
Temperature Rating	75°C

Applications

- Intercom/PA Systems
- Sound/Audio Systems

Solid Conductor



Stranded Conductor



Color Code Chart

(22 to 16 AWG)

(14 to 10 AWG)

Cond. No.	Color	Cond. No.	Color
1	Black	1	Black
2	Red	2	White
3	White	3	Red

Part No.	No. of Cond.	Stranding	Standard Lengths		Standard Unit Weight		Outer Jacket Thickness		Nominal OD	
			Ft.	m	Lbs.	kg	Inch	mm	Inch	mm

Unshielded Multi-conductor (NEC CMP and CEC CMP FT6)

22 AWG										
6520UE	2	solid	U-1000 1000	U-305 305	10.0 9.0	4.5 4.1	.015	.38	.118	3.00
6500UE	2	7	C-500 C-1000 U-1000 1000	C-152 C-305 U-305 305	4.5 9.0 10.0 10.0	2.0 4.1 4.5 4.5	.015	.38	.124	3.15
6521UE	3	solid	1000	305	13.0	5.9	.015	.38	.125	3.18
6501UE	3	7	U-1000 1000	U-305 305	14.0 13.0	6.4 5.9	.015	.38	.131	3.33
20 AWG										
6400UE	2	7	C-500 500 U-1000 1000	C-152 152 U-305 305	6.0 7.0 14.0 14.0	2.7 3.2 6.4 6.4	.015	.38	.138	3.51
6401UE	3	7	U-1000 1000 5000	U-305 305 1524	19.0 18.0 90.0	8.6 8.2 40.9	.015	.38	.146	3.71
18 AWG										
6320UE	2	solid	U-1000	U-305	17.0	7.7	.015	.38	.147	3.73
6300UE	2	7	C-500 U-500 500 U-1000 1000 5000	C-152 U-152 152 U-305 305 1524	8.0 9.5 9.0 18.0 18.0 90.0	3.6 4.3 4.1 8.2 8.2 40.9	.015	.38	.157	3.99
6321UE	3	solid	U-1000 1000	U-305 305	24.0 24.0	10.9 10.9	.015	.38	.156	3.96
6301UE	3	7	500 U-1000 1000	152 U-305 305	12.5 25.0 25.0	5.7 11.4 11.4	.015	.38	.168	4.27
16 AWG										
6200UE	2	19	500 U-1000 1000	152 U-305 305	13.0 25.0 26.0	5.9 11.3 11.8	.015	.38	.180	4.57
6201UE	3	19	500 U-1000 1000	152 U-305 305	18.0 36.0 37.0	8.2 16.4 16.8	.015	.38	.191	4.85

Unshielded Multi-conductor (NEC CL2P)

14 AWG										
6100UE	2	19	500 U-1000 1000 5000	152 U-305 305 1524	19.5 38.0 38.0 195.0	8.9 17.2 17.2 88.5	.015	.38	.222	5.64
6101UE	3	19	1000	305	56.0	25.4	.015	.38	.236	5.99
12 AWG										
6000UE	2	19	500 1000	152 305	32.0 58.0	14.5 26.4	.015	.38	.256	6.50
6001UE	3	19	1000	305	83.0	37.7	.015	.38	.273	6.93
10 AWG (For Audio Use Only)										
6T00UP	2	65	1000	305	85.0	38.6	.015	.38	.308	7.82

Audio Cable

Commercial Audio Systems
Shielded, Plenum-Rated



Shielded Multi-conductor
CMP FT6 Rated or CL2P Rated

Product Description

Bare copper conductors, Flamarrest® insulation, conductors cabled, overall Beldfoil® tape shield (foil side out) and drain wire, Natural Flamarrest jacket with rip cord. Sequential footage marking every two feet.

Color Code: See chart below.

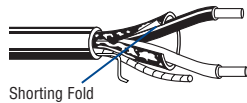
Specifications

Conductor	Bare Copper
Insulation	Flamarrest
Insulation Thickness	
22 to 16 AWG	.009" (.229mm)
14 to 12 AWG	.011" (.279mm)
Shield	Beldfoil
Jacket	Flamarrest
Approvals	
NEC (22 to 16 AWG)	CMP
CEC (22 to 16 AWG)	CMP FT6
NEC (14 to 12 AWG)	CL2P
NEC Articles	
22 to 16 AWG	800
14 to 12 AWG	725
Voltage Rating	
22 to 16 AWG	300V
14 to 12 AWG	150V
Temperature Rating	75°C

Applications

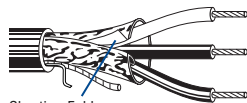
- Intercom/PA Systems
- Sound/Audio Systems

Solid Conductor



Shorting Fold

Stranded Conductor



Shorting Fold

Color Code Chart (22 to 16 AWG)

Cond. No.	Color	Cond. No.	Color
1	Black	1	Black
2	Red	2	White
3	White	3	Red

(14 to 12 AWG)

Part No.	No. of Cond.	Stranding	Standard Lengths		Standard Unit Weight		Outer Jacket Thickness		Nominal OD	
			Ft.	m	Lbs.	kg	Inch	mm	Inch	mm

Shielded Multi-conductor (NEC CMP and CEC CMP FT6)

22 AWG										
6520FE	2	solid	C-500	C-152	6.0	2.7	.015	.38	.122	3.10
			C-1000	C-305	12.0	5.4				
			U-1000	U-305	13.0	5.9				
			1000	305	13.0	5.9				
6500FE	2	7	C-500	C-152	5.5	2.5	.015	.38	.128	3.25
			U-500	U-152	7.0	3.2				
			500	152	7.0	3.2				
			C-1000	C-305	11.0	5.0				
			U-1000	U-305	13.0	5.9				
1000	305	13.0	5.9							
6521FE	3	solid	1000	305	16.0	7.3	.015	.38	.129	3.28
6501FE	3	7	500	152	8.0	3.6	.015	.38	.135	3.43
			U-1000	U-305	16.0	7.3				
			1000	305	16.0	7.3				
20 AWG										
6420FE	2	solid	C-500	C-152	7.0	3.2	.015	.38	.134	3.40
			U-1000	U-305	16.0	7.3				
			1000	305	15.0	6.8				
6400FE	2	7	C-500	C-152	7.5	3.4	.015	.38	.142	3.60
			U-1000	U-305	17.0	7.7				
			1000	305	17.0	7.7				
6401FE	3	7	U-1000	U-305	21.0	9.5	.015	.38	.150	3.81
			1000	305	22.0	10.0				
18 AWG										
6320FE	2	solid	C-500	C-152	10.5	4.7	.015	.38	.150	3.81
			1000	305	22.0	10.0				
6300FE	2	7	C-500	C-152	11.0	5.0	.015	.38	.162	4.11
			U-500	U-152	12.0	5.4				
			500	152	12.0	5.4				
			U-1000	U-305	23.0	10.4				
			1000	305	23.0	10.4				
6301FE	3	7	U-500	U-152	15.5	7.0	.015	.38	.172	4.32
			U-1000	U-305	30.0	13.6				
			1000	305	31.0	14.1				
16 AWG										
6200FE	2	19	500	152	16.5	7.5	.015	.38	.184	4.67
			1000	305	33.0	15.0				
6201FE	3	19	500	152	22.5	10.2	.015	.38	.195	4.95
			U-1000	U-305	43.0	19.5				
			1000	305	45.0	20.5				
Shielded Multi-conductor (NEC CL2P)										
14 AWG										
6100FE	2	19	500	152	25.0	11.3	.015	.38	.220	5.59
			U-1000	U-305	49.0	22.2				
			1000	305	51.0	23.2				
6101FE	3	19	1000	305	66.0	30.0	.015	.38	.234	5.94
12 AWG										
6000FE	2	19	500	152	36.0	16.4	.015	.38	.260	6.60
			1000	305	68.0	30.9				

Audio Cable

Pro Audio and Intercom Systems
Shielded, Plenum-Rated



Shielded Multi-conductor

CMP FT6 Rated

Product Description

Bare copper conductors, FEP insulation, cabled with a Beldfoil® shield tape and drain wire. Natural Flamarrest® jacket.

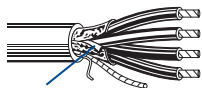
Color Code: See chart below.

Specifications

Conductor	Bare Copper
Insulation	FEP
Insulation Thickness	
22 AWG	.0055" (.140mm)
20 AWG	.0060" (.152mm)
18 AWG	.0060" (.152mm)
Shield	Beldfoil
Jacket	Flamarrest
Approvals	
NEC	CMP
CEC	CMP FT6
NEC Articles	800
Voltage Rating	300V
Temperature Rating	75°C

Applications

- Pro Audio
- Intercom/PA Systems
- Security Systems



Shorting Fold

Part No.	No. of Cond.	Stranding	Standard Lengths		Standard Unit Weight		Outer Jacket Thickness		Nominal OD	
			Ft.	m	Lbs.	kg	Inch	mm	Inch	mm

Shielded Multi-conductor (NEC CMP and CEC CMP FT6)

22 AWG										
6500FC	2	7	U-1000	U-305	11.0	5.0	.015	.38	.116	2.95
			1000	305	11.0	5.0				
6502FC										
	4	7	1000	305	18.0	8.2	.015	.38	.133	3.38
20 AWG										
6400FC	2	7	U-1000	U-305	15.0	6.8	.015	.38	.133	3.38
18 AWG										
6300FC	2	7	U-1000	U-305	23.0	10.4	.017	.42	.155	3.94
			1000	305	22.0	10.0				
6302FC	4	7	1000	305	34.0	15.5	.017	.42	.179	4.55

Color Code Chart

Cond. No.	Color
1	Black
2	Red
3	White
4	Green

Audio Cable

Commercial Sound/Nurse Call Systems
Unshielded, Non-Plenum



**Unshielded,
Pairs or Multi-conductor**
CM Rated

Product Description

24 AWG solid bare copper conductors, polypropylene or polyolefin insulation, Dark Gray PVC jacket with rip cord.

Color Code: See Charts below.

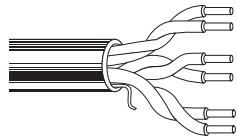
Specifications

Conductor	Bare Copper
Insulation	
Multiconductor	Polypropylene
Paired	Polyolefin
Insulation Thickness	.0065" (.165mm)
Jacket	PVC
Nominal Capacitance	
Multiconductor	17 pF/ft.
Paired	15 pF/ft.
Approvals	
NEC	CM
CEC	CM
Voltage Rating	300V

Applications

- Nurse Call Systems
- Commercial Sound Systems
- Annunciators
- Voice Systems
- Paging

Paired



Multi-conductor



Part No.	No. of Cond.	Stranding	Standard Lengths		Standard Unit Weight		Outer Jacket Thickness		Nominal OD	
			Ft.	m	Lbs.	kg	Inch	mm	Inch	mm

Unshielded, Paired (NEC CM and CEC CM FT1)

24 AWG, Cat. 5e

5662UG <small>NEW</small>	6	solid	1000	304.8	16.0	8.62	—	—	.172	4.37
	(3/pr)									

Unshielded, Multi-conductor (NEC CM and CEC CM)

24 AWG

5626UG <small>NEW</small>	8	solid	1000	304.8	29.0	13.15	.030	.762	.093	2.36
									x	x
									.324	8.23
5624UG <small>NEW</small>	6	solid	1000	304.8	19.0	8.62	.024	.610	.081	2.06
									x	x
									.246	6.25

Color Code Chart

(5662UG)

Pair No.	Color Combinations
1	White/Blue Stripe & Blue
2	White/Orange Stripe & Orange
3	White/Green Stripe & Green

Color Code Chart

(5626UG)

Cond. No.	Color
1	Yellow
2	Blue
3	Black
4	Orange
5	Red
6	Green
7	White
8	Purple

Color Code Chart

(5624UG)

Cond. No.	Color
1	Blue
2	Black
3	Orange
4	Red
5	Green
6	White

Audio Cable

Commercial Sound/Nurse Call Systems
Unshielded, Plenum-Rated



**Unshielded,
Pairs or Multi-conductor**
CMP Rated

Product Description

24 AWG solid bare copper conductors,
FEP insulation, Dark Gray Flamarrest® jacket
with rip cord.

Color Code: See Charts below.

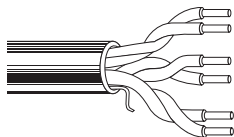
Specifications

Conductor	Bare Copper
Insulation	FEP
Insulation Thickness	.007" (.178mm)
Jacket	Flamarrest
Nominal Capacitance	15 pF/ft.
Approvals	
NEC	CMP
CEC	CMP FT6
Voltage Rating	300V

Applications

- Nurse Call Systems
- Commercial Sound Systems
- Annunciators
- Voice Systems
- Paging

Paired



Multi-conductor



Part No.	No. of Cond.	Stranding	Standard Lengths		Standard Unit Weight		Outer Jacket Thickness		Nominal OD	
			Ft.	m	Lbs.	kg	Inch	mm	Inch	mm

Plenum-rated, Unshielded, Pairs (NEC CMP and CEC CMP FT4, FT6)

24 AWG, Cat. 5e

6662UG <small>NEW</small>	6	solid	1000	304.8	23.0	10.4	—	—	.165	4.19
-------------------------------------	---	-------	------	-------	------	------	---	---	------	------

Plenum-rated, Unshielded, Multi-conductor (NEC CMP and CEC CMP FT6)

24 AWG

6626UG <small>NEW</small>	8	solid	1000	304.8	28.0	12.70	.019	.483	.072	1.83
									x	x
									.310	7.87
6624UG <small>NEW</small>	6	solid	1000	304.8	21.0	9.53	.019	.483	.072	1.83
									x	x
									.246	6.25

Color Code Chart

(6662UG)

Pair No.	Color Combinations
1	White/Blue Stripe & Blue
2	White/Orange Stripe & Orange
3	White/Green Stripe & Green

Color Code Chart

(6626UG)

Cond. No.	Color
1	Yellow
2	Blue
3	Black
4	Orange
5	Red
6	Green
7	White
8	Purple

Color Code Chart

(6624UG)

Cond. No.	Color
1	Blue
2	Black
3	Orange
4	Red
5	Green
6	White