





**Unshielded**

Audio, Control and Instrumentation Cables



Non-Plenum

Description	Part No.	UL NEC/ C(UL) CEC Type	No. of Cond.	Color Code	Standard Lengths		Standard Unit Weight		Insulation Thickness		Jacket Thickness		Nominal OD	
					Ft.	m	Lbs.	kg	Inch	mm	Inch	mm	Inch	mm

**22 AWG Solid Bare Copper Conductors • Conductors Cabled****Polyethylene Insulation • Rose Gray PVC Jacket**

UL AWM Style 2092 (300V 60°C) 	<b>8795</b>	NEC: CM CEC: CM	2	Red, Green	U-500 U-1000 1000	U-152.4 U-304.8 304.8	10.0 19.0 17.0	4.5 8.6 7.8	.018	.46	.022	.56	.168	4.27
UL AWM Style 2093 (300V 60°C) 	<b>8794</b>	NEC: CM	3	Green, Red, Yellow	U-1000 1000	U-304.8 304.8	22.0 21.0	10.0 9.6	.018	.46	.022	.56	.178	4.52
UL AWM Style 2094 (300V 60°C) 	<b>9794</b>	NEC: MP, CM	4	Green, Red, Yellow, Black	U-500 U-1000 1000	U-152.4 U-304.8 304.8	14.0 26.0 25.0	6.4 11.8 11.4	.018	.46	.025	.64	.200	5.08
UL AWM Style 2094 (300V 60°C) 	<b>1242A</b>	NEC: CM CEC: CM	4	Green, Red, Yellow, Black	U-1000	U-304.8	16.0	7.2	.018	.46	.025	.64	.154	3.91

**22 AWG Stranded (7x30) Tinned Copper Conductors • Conductors Cabled****PVC Insulation • Chrome PVC Jacket**

	<b>8442*</b>	NEC: CMG CEC: CMG FT4	2	Black, Red	100 U-500 500 U-1000 1000 10000 <sup>†</sup>	30.5 U-152.4 152.4 U-304.8 304.8 3048.0	2.4 1.1 8.0 7.5 15.0 15.0 150.0	1.1 3.7 3.4 6.8 6.8 68.2	.015	.38	.025	.64	.170	4.32	For Plenum versions of 8442, see 88442 or 82442.
*Twisted pair															
UL AWM Style 2576 (150V 80°C) 	<b>8443</b>	NEC: CMG CEC: CMG FT4	3	Black, Red, Green	100 U-500 500 U-1000 1000	30.5 U-152.4 152.4 U-304.8 304.8	2.7 1.2 9.5 9.5 18.0 18.0	1.2 5.2 4.3 4.3 8.2 8.2	.010	.25	.032	.81	.172	4.37	
	<b>8444</b>	NEC: CMG CEC: CMG FT4	4	See Chart 1 (Tech Info Section)	100 U-500 500 U-1000 1000	30.5 U-152.4 152.4 U-304.8 304.8	3.1 1.4 11.5 5.2 22.0 10.0 23.0	1.4 5.2 5.2 10.0 10.5	.010	.25	.032	.81	.185	4.70	For Plenum versions of 8444, see 88444 or 82444.
	<b>8445</b>	NEC: CMG CEC: CMG FT4	5	See Chart 1 (Tech Info Section)	100 U-500 500 U-1000 1000	30.5 U-152.4 152.4 U-304.8 304.8	3.5 1.6 13.5 6.1 13.5 6.1 25.0 11.4 26.0 11.8	1.6 6.1 6.1 11.4 11.8	.010	.25	.032	.81	.194	4.93	
	<b>9430</b>	NEC: CMG CEC: CMG FT4	7	See Chart 1 (Tech Info Section)	U-500 500 U-1000 1000	U-152.4 152.4 U-304.8 304.8	17.0 7.7 17.0 7.7 32.0 14.5 34.0 15.9	7.7 7.7 14.5 15.9	.010	.25	.032	.81	.214	5.44	
	<b>9421</b>	NEC: CMG CEC: CMG FT4	8	See Chart 1 (Tech Info Section)	100 U-500 500 U-1000 1000	30.5 U-152.4 152.4 U-304.8 304.8	4.2 1.9 19.0 8.7 18.5 8.4 36.0 16.3 38.0 17.2	1.9 8.7 8.4 16.3 17.2	.010	.25	.032	.81	.229	5.82	
	<b>9423</b>	NEC: CMG CEC: CMG FT4	9	See Chart 1 (Tech Info Section)	100 U-500 500 U-1000 1000	30.5 U-152.4 152.4 U-304.8 304.8	4.7 2.1 21.0 9.6 21.5 9.8 41.0 18.6 43.0 19.5	2.1 9.6 9.8 18.6 19.5	.010	.25	.032	.81	.244	6.20	
	<b>8456</b>	NEC: CMG CEC: CMG FT4	10	See Chart 1 (Tech Info Section)	100 U-500 500 U-1000 1000	30.5 U-152.4 152.4 U-304.8 304.8	5.0 2.3 22.5 10.2 23.0 10.5 44.0 20.0 46.0 20.9	2.3 10.2 10.5 20.0 20.9	.010	.25	.032	.81	.264	6.71	

<sup>†</sup>Final put-up may vary -10% to +20%. May contain two pieces, minimum length of any one piece is 1500 ft.**BELDEN**

For more information, contact Belden Technical Support: 1-800-BELDEN-1 • www.belden.com

Belden114@CableCon.kr / 0707-434-7704 / Fax. 02-744-0909 / www.CableCon.co.kr