

Overall Beldfoil® Shield

Audio, Control and Instrumentation Cables
Plenum-Rated and Non-Plenum

Description	Part No.	UL NEC/ C(UL) CEC Type	No. of Pairs	Color Code	Standard Lengths		Standard Unit Weight		Insulation Thickness		Jacket Thickness		Nominal OD		Nominal Capacitance			
					Ft.	m	Lbs.	kg	Inch	mm	Inch	mm	Inch	mm	* pF/ Ft.	* pF/ m	** pF/ Ft.	** pF/ m

24 AWG Stranded (7x32) TC Conductors • Twisted Pair • Overall Beldfoil Shield* (100% Coverage) • 24 AWG Stranded TC Drain Wire

Polyolefin Insulation • Black Matte PVC Jacket

High-Flex 300V RMS	1508A	NEC: CM	1	Black, Red	500	152.4	6.5	2.9	.008	.20	.024	.61	.131	3.33	31	102	58	190
					1000	304.8	11.0	5.0										



Jacket and shield are bonded so both can be removed with automatic stripping equipment.

Polypropylene Insulation • PVC Jacket (Available in Gray, Brown, Red, Green, Lt. Blue, Purple, White or Black)

300V RMS	1883A	NEC: CMR	1	Black, Red	U-1000	U-304.8	11.0	5.0	.008	.20	.020	.51	.123	3.12	31	102	58	190
					1000*	304.8	11.0	5.0										



Z-Fold®

* 1000 ft. put-up available in Gray only.

Jacket and shield are bonded so both can be removed with automatic stripping equipment. For cross-connect use with 1408R Snake Cables.

Polyethylene Insulation • Chrome PVC Jacket

UL AWM Style 2092 (300V 60°C)	8641	NEC: CM	1	Black, Clear	100	30.5	2.3	1.0	.016	.41	.025	.64	.168	4.27	22	72	42	138				
					U-500	U-152.4	7.5	3.4														
					500	152.4	7.0	3.2														
					U-1000	U-304.8	14.0	6.4														
		CM			1000	304.8	14.0	6.4														
					2000	609.6	28.0	12.7														



For Plenum versions of 8641,
see 88641 or 82641.

Plenum • FEP Insulation • Red FEP Jacket

300V RMS, Non-conduit	88641	NEC: CMP	1	Black, Red	100	30.5	2.4	1.1	.006	.15	.014	.36	.106	2.69	31	102	59	194		
					500†	152.4	6.0	2.7												
					1000†	304.8	9.0	4.1												



CMP FT6

Plenum • FEP Insulation • Natural Flamarrest® Jacket

300V RMS, Non-conduit	82641	NEC: CMP	1	Black, Red	U-1000†	U-304.8	9.0	4.1	.006	.15	.014	.36	.106	2.69	31	102	59	194		
					1000†	304.8	8.0	3.6												



CMP FT6

TC = Tinned Copper

* Capacitance between conductors.

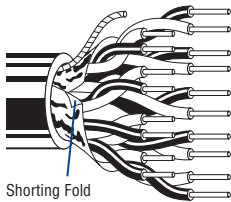
** Capacitance between one conductor and other conductors connected to shield.

† Spools and/or UnReel® cartons are one piece, but length may vary ±10% for spools and ±5% for UnReel from length shown.


▲ Beldfoil provides high reliability with ease of termination.

Overall Beldfoil® Shield

Audio, Control and Instrumentation Cables

Description	Part No.	UL NEC/ C(UL) CEC Type	No. of Pairs	Color Code	Standard Lengths		Standard Unit Weight		Insulation Thickness		Jacket Thickness		Nominal OD		Nominal Capacitance				
					Ft.	m	Lbs.	kg	Inch	mm	Inch	mm	Inch	mm	* pF/ Ft.	* pF/ m	** pF/ Ft.	** pF/ m	
22 AWG Solid Tinned Copper Conductors • Twisted Pairs • Overall Beldfoil Shield (100% Coverage) • 22 AWG Stranded TC Drain Wire																			
PVC Insulation • Chrome PVC Jacket																			
 <p>Shorting Fold</p>	9302	UL AWM Style 2464 (300V 80°C)	NEC: 2	See	U-500	U-152.4	15.5	7.0	.013	.33	.032	.81	.244	6.20	35	115	50	164	
		CMG	Chart 3	500	152.4	15.0	6.8												
		CEC: CMG FT4	(Tech Info Section)	1000	304.8	29.0	13.2												
	9305	NEC: 4	See	100	30.5	4.9	2.2	.013	.33	.032	.81	.265	6.73	35	115	50	164		
		CMG	Chart 3	U-500	U-152.4	22.0	10.0												
		CEC: CMG FT4	(Tech Info Section)	500	152.4	22.5	10.2												
	9306	NEC: 6	See	500	152.4	31.5	14.3	.013	.33	.032	.81	.315	8.00	35	115	50	164		
		CMG	Chart 3	1000	304.8	62.0	28.2												
		CEC: CMG FT4	(Tech Info Section)																
	9309	NEC: 9	See	500	152.4	44.5	20.2	.013	.33	.033	.84	.363	9.22	35	115	50	164		
CMG		Chart 3	1000	304.8	86.0	39.1													
CEC: CMG FT4		(Tech Info Section)																	
9315	NEC: 15	See	500	152.4	67.0	30.5	.013	.33	.037	.94	.449	11.41	35	115	50	164			
	CMG	Chart 3	1000	304.8	133.0	60.5													
	CEC: CMG FT4	(Tech Info Section)																	
9319	NEC: 19	See	500	152.4	85.0	38.6	.013	.33	.040	1.02	.495	12.57	35	115	50	164			
	CMG	Chart 3	1000	304.8	165.0	75.0													
	CEC: CMG FT4	(Tech Info Section)																	
9327	NEC: 27	See	500	152.4	116.0	52.7	.013	.33	.045	1.14	.615	15.62	35	115	50	164			
	CMG	Chart 3	1000	304.8	230.0	104.5													
	CEC: CMG FT4	(Tech Info Section)																	
300V RMS, 60°C	8751	NEC: 51	Request	1000†	304.8	384.0	174.5	.010	.25	.050	1.27	.710	18.03	30	98	42.8	140		
		CMG	Technical																
		CEC: CMG FT4	Bulletin																

For 38-pair polypropylene version of 8751, see 8752.

Description	Part No.	UL NEC/ C(UL) CEC Type	No. of Pairs	Color Code	Standard Lengths		Standard Unit Weight		Nom. DCR		Nominal OD		Nom. Imp. (Ω)	Nom. Vel. of Prop.	Nom. Capacitance			
					Ft.	m	Lbs.	kg	Cond.	Shield	Inch	mm			* pF/ Ft.	* pF/ m	** pF/ Ft.	** pF/ m
22 AWG Solid Tinned Copper Conductors • Twisted Pairs • Duofoil® Shield (100% Coverage) • 22 AWG Stranded Tinned Copper Drain Wire																		
Datalene® Insulation • Black PVC Jacket																		
	9184	UL AWM Style 2668 (300V 60°C)	NEC: 2	Black & Yellow,	500	152.4	29.0	13.2	16.5Ω/M'	8.0Ω/M'	.385	9.78	150	78%	8.7	28.5	14.1	46.3
		CM	Red & Blue	1000	304.8	59.0	26.8	54.13Ω/km	26.2Ω/km									
		CEC: CM																

DCR = DC Resistance • TC = Tinned Copper

* Capacitance between conductors.

** Capacitance between one conductor and other conductors connected to shield.

† Spools are one piece, but length may vary -0 to +20% from length shown.

Datalene insulation features include low dielectric constant and a dissipation factor for high-speed, low-distortion data handling. Physical properties include good crush resistance and light weight.

See Attenuation, Rise Time and Bit Rate data for this series on page 5.10.


Overall Beldfoil® Shield

Audio, Control and Instrumentation Cables

Description	Part No.	UL NEC/ C(UL) CEC Type	No. of Pairs	Color Code	Standard Lengths		Standard Unit Weight		Insulation Thickness		Jacket Thickness		Nominal OD		Nominal Capacitance			
					Ft.	m	Lbs.	kg	Inch	mm	Inch	mm	Inch	mm	* pF/ Ft.	* pF/ m	** pF/ Ft.	** pF/ m

22 AWG Solid Tinned Copper Conductors • Twisted Pairs • Overall Beldfoil Shield (100% Coverage) • 22 AWG Solid TC Drain Wire*

Polypropylene Insulation • Gray or Black PVC Jacket

 <p>300V RMS 75°C</p>	8450	NEC:	1	Black, Red	U-500 [†]	U-152.4	7.5	3.4	.007	.18	.018	.46	.118	3.00	40	131	76	249			
		CM			U-1000 [†]	U-304.8	14.0	6.4													
		CEC:			1000	304.8	13.0	5.9													
		CM																			

Z-Fold®

[†]U-500 ft. and U-1000 ft. put-ups available in Black only.
Belden's Miniature Type Broadcast Audio and Instrumentation Cables occupy 1/2 to 2/3 less space than standard cables.


Polypropylene Insulation • Chrome PVC Jacket

 <p>200V RMS 80°C</p>	8752		38	Request Tech Bulletin T/8-4	250 [†]	76.2	65.0	29.5	.008	.20	.045	1.14	.610	15.50	17	56	24.3	80				
					1000 [†]	304.8	256.0	116.4														


*8752 has a stranded tinned copper drain wire.

22 AWG Stranded (7x30) Tinned Copper Conductors • Twisted Pair • Overall Beldfoil Shield (100% Coverage) • 22 AWG Stranded TC Drain Wire

Semi-rigid PVC Insulation • Pale Fawn Beige Striated PVC Jacket

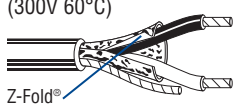
 <p>UL AWM Style 2464 (300V 80°C)</p>	9414	NEC:	1	White, Black	U-500	U-152.4	12.0	5.5	.010	.25	.035	.89	.186	4.72	50	164	95	312			
		CMG			500	152.4	11.5	5.2													
		CEC:			U-1000	U-304.8	23.0	10.5													
		CMG FT4			1000	304.8	23.0	10.5													

PVC Insulation • Chrome PVC Jacket

 <p>UL AWM Style 2464 (300V 80°C)</p>	9462	NEC:	1	Black, Red	100	30.5	3.0	1.4	.013	.33	.035	.89	.186	4.72	50	164	90	295			
		CMG			U-500	U-152.4	11.0	5.0													
		CEC:			500	152.4	10.5	4.8													
		CMG FT4			U-1000	U-304.8	21.0	9.5													
					1000	304.8	21.0	9.5													

Z-Fold®

Polyethylene Insulation • Chrome PVC Jacket

 <p>UL AWM Style 2092 (300V 60°C)</p>	8761	NEC:	1	Black, Clear	U-500	U-152.4	9.0	4.1	.016	.41	.025	.64	.175	4.45	24	79	47	154				
		CM			500	152.4	9.0	4.1														
		CEC:			U-1000	U-304.8	17.0	7.7														
		CM			1000	304.8	18.0	8.2														
									2000	609.6	36.0	16.3										
									5000	1524.0	90.0	40.9										
					10000 ^{††}	3048.0	170.0	77.3														

For Plenum versions of 8761, see 88761, 87761 or 82761.

 <p>UL AWM Style 2092 (300V 60°C)</p>	9461	NEC:	1	Black, Clear	U-500	U-152.4	11.0	5.0	.016	.41	.026	.66	.180	4.57	24	79	47	154
		CM			U-1000	U-304.8	21.0	9.6										



The jacket and shield are bonded so both can be removed on automatic stripping equipment.

TC = Tinned Copper

*Capacitance between conductors.

**Capacitance between one conductor and other conductors connected to shield.

[†]Spools are one piece, but length may vary -0 to +20% from length shown.

^{††}Length may vary -10% to +20% and may contain 2 pieces. Minimum length of any piece is 1500 ft.


Overall Beldfoil® Shield

Audio, Control and Instrumentation Cables

Description	Part No.	UL NEC/ C(UL) CEC Type	No. of Pairs	Color Code	Standard Lengths		Standard Unit Weight		Insulation Thickness		Jacket Thickness		Nominal OD		Nominal Capacitance			
					Ft.	m	Lbs.	kg	Inch	mm	Inch	mm	Inch	mm	* pF/ Ft.	* pF/ m	** pF/ Ft.	** pF/ m

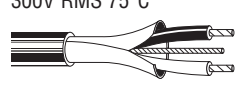
22 AWG Stranded (7x30) TC Conductors • Twisted Pair • Overall Beldfoil Shield (100% Coverage) • 22 AWG Stranded TC Drain Wire (continued)

Polypropylene Insulation • Paper Wrap • Gray or Black PVC Jacket

 <p>300V RMS 75°C</p> <p>Z-Fold®</p>	8451	NEC:	1	Black, Red	100*	30.5	2.3	1.1	.008	.20	.020	.51	.138	3.51	34	112	67	220				
		CMR			U-500	U-152.4	8.5	3.8														
		CEC:			500	152.4	8.0	3.6														
		CMG			U-1000	U-304.8	16.0	7.3														
					1000	304.8	16.0	7.3														

*100 ft. put-up available in Black only.
Unique paper separator facilitates jacket stripping.

Polypropylene Insulation • PVC Jacket (Available in Black, Gray, Brown, Red, Orange, Yellow, Green, Blue, Purple or White)

 <p>300V RMS 75°C</p>	9451	NEC:	1	Black, Red	U-500 [▲]	U-152.4	8.5	3.9	.008	.20	.020	.51	.135	3.43	35	115	67	220				
		CMR			500 [▲]	152.4	8.0	3.6														
		CEC:			T-1000 [▲]	T-304.8	18.0	8.2														
		CMG FT4			U-1000	U-304.8	15.0	6.8														
					5000	1524.0	75.0	34.0														

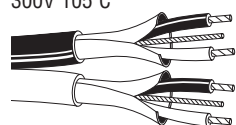
[▲]U-500 ft., 500 ft. and T-1000 ft. put-ups available in Gray only.
The jacket and shield are bonded so both can be removed on automatic stripping equipment. Drain wire is inside foil shield.

Polypropylene Insulation • Black Low-Smoke, Zero-Halogen Jacket

 <p>300V RMS 105°C</p>	9451SB <small>new</small>	NEC:	1	Black, Red	1000	304.8	20.0	9.1	.008	.20	.032	.81	.160	4.06	35	115	67	220				
		CMG-LS																				
		CEC:			CMG-LS FT4																	
		CMG-LS FT4			Limited Smoke																	

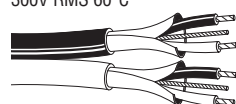
The jacket and shield are bonded so both can be removed on automatic stripping equipment. Drain wire is inside foil shield.

Polyolefin Insulation • PVC Jacket in Zip-Cord Construction (Red & Green, Red & Black, Red & Purple or Red & Gray)

 <p>300V 105°C</p>	9451D	NEC:	2	Black, Red	U-1000	U-304.8	29.0	13.2	.008	.20	.020	.51	.135	3.43	34	112	67	220				
		CMR			2000*	620.8	62.0	28.1								x	x					
		CEC:															.270	6.86				
		CMR FT4																				

*2000 ft. put-up available in Red & Green only.
The jacket and shield are bonded so both can be removed on automatic stripping equipment. Drain wire is inside foil shield.


Plenum • FEP Insulation • White Flamarrest® Jacket in Zip-Cord Construction

 <p>300V RMS 60°C</p>	9451DP <small>new</small>	NEC:	2	Black & Red, Black & White	1000	304.8	24.0	10.9	.007	.18	.017	.43	.127	3.23	35	115	67	220			
		CMP														x	x				
		CEC:			CMP FT6												.269	6.83			

The jacket and shield are bonded so both can be removed on automatic stripping equipment. Drain wire is inside foil shield.


22 AWG Stranded (7x30) TC Conductors • Twisted Pairs • Overall Beldfoil Shield (100% Coverage) • 24 AWG Stranded TC Drain Wire

Polypropylene Insulation • PVC Jacket (Available in Brown, Red, Orange, Yellow, Green, Blue, Purple, Gray, White or Black)

 <p>300V RMS</p>	1266A	NEC:	1	Black, Red	U-1000	U-304.8	15.0	6.8	.010	.25	.020	.51	.143	3.63	30	99	54	177				
		CM			1000†	304.8	15.0	6.8														
		CEC:																				
		CM																				

†1000 ft. put-up available in Black only.
Unique design features lower capacitance and greater flexibility than standard audio pair constructions.

PVC Insulation • PVC Jacket (Available in Brown, Red, Orange, Yellow, Green, Blue, Purple, Gray, White or Black)

 <p>300V 90°C</p>	1503A	NEC:	1	Black, Red	U-1000	U-304.8	16.0	7.3	.010	.25	.020	.51	.142	3.61	53	174	97	318				
		CM																				
		CEC:																				
		CM																				

TC = Tinned Copper

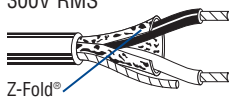
*Capacitance between conductors.
**Capacitance between one conductor and other conductors connected to shield.


Overall Beldfoil® Shield

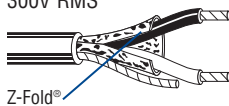
Audio, Control and Instrumentation Cables
Plenum-Rated and Non-Plenum


Description	Part No.	UL NEC/ C(UL) CEC Type	No. of Pairs	Color Code	Standard Lengths		Standard Unit Weight		Insulation Thickness		Jacket Thickness		Nominal OD		Nominal Capacitance			
					Ft.	m	Lbs.	kg	Inch	mm	Inch	mm	Inch	mm	* pF/ Ft.	* pF/ m	** pF/ Ft.	** pF/ m

22 AWG Stranded (7x30) TC Conductors • Twisted Pair • Overall Beldfoil Shield (100% Coverage) • 22 AWG Stranded TC Drain Wire


Plenum • FEP Insulation • Red FEP Jacket																				
 <p>Z-Fold®</p>	300V RMS	88761	NEC:	1	Black,	100†	30.5	2.7	1.2	.006	.15	.014	.36	.119	3.02	35	115	67	220	
			CMP		Red	U-500†	U-152.4	7.5	3.4											
			CEC:				500†	152.4	7.5	3.4										
			CMP FT6				U-1000†	U-304.8	15.0	6.8										
							1000†	304.8	12.0	5.4										

Plenum • FEP Insulation • Red Fluorocopolymer Jacket																				
 <p>Z-Fold®</p>	300V RMS	87761	NEC:	1	Black,	500†	152.4	7.0	3.2	.006	.15	.014	.36	.116	2.95	35	115	67	220	
			CMP		Red	1000†	304.8	11.0	5.0											
			CEC:																	
			CMP FT6																	

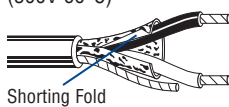
Plenum • FEP Insulation • Natural Flamarrest® Jacket																				
 <p>Z-Fold®</p>	300V RMS	82761	NEC:	1	Black,	U-500†	U-152.4	7.0	3.2	.006	.15	.014	.36	.116	2.95	35	115	67	220	
			CMP		Red	U-1000†	U-304.8	14.0	6.4											
			CEC:				1000†	304.8	11.0	5.0										
			CMP FT6																	


Plenum • FEP Insulation • Flamarrest Jacket (Black, Gray, Brown, Red, Orange, Yellow, Green, Blue, Purple or White)																				
	300V RMS 60°C	9451P <small>new</small>	NEC:	1	Black,	U-1000	U-304.8	15.0	6.8	.007	.18	.017	.43	.127	3.23	35	115	67	220	
			CMP		Red	5000	1524.0	75.0	34.0											
			CEC:																	
			CMP FT6																	

The jacket and shield are bonded so both can be removed on automatic stripping equipment. Drain wire is inside foil shield.

22 AWG Stranded (19x34) TC Conductors • Dual Twisted Pairs • Overall Beldfoil Shield (100% Coverage) • 24 AWG Stranded TC Drain Wire																			
PVC Insulation • PVC Jacket in Zip-Cord Construction (Red & Green, Red & Black, Red & Purple or Red & Gray)																			
	Stereo Audio	1504A	NEC:	2	Black,	U-1000	U-304.8	32.0	14.5	.010	.25	.020	.51	.143	3.63	57	187	100	328
	150V RMS		CM		Red	2000††	609.8	64.0	29.0					x	x				
			CEC:												.286	7.26			
			CM																

††2000 ft. put-up available in Red & Gray or Red & Green only.
The jacket and shield are bonded so both can be removed on automatic stripping equipment. Drain wire is inside foil shield.

20 AWG Stranded (7x28) TC Conductors • Twisted Pair • Overall Beldfoil Shield (100% Coverage) • 20 AWG Stranded TC Drain Wire																			
Polyethylene Insulation • Chrome PVC Jacket																			
 <p>Shorting Fold</p>	UL AWM Style 2092 (300V 60°C)	8762	NEC:	1	Black,	100	30.5	3.2	1.5	.016	.41	.028	.71	.204	5.18	27	89	49	161
			CM		Clear	250	76.2	6.3	2.8										
			CEC:				U-500	U-152.4	12.0	5.5									
			CM				500	152.4	12.0	5.5									
							U-1000	U-304.8	23.0	10.5									
							1000	304.8	23.0	10.5									
							2000	609.6	46.0	20.9									

	UL AWM Style 2092 (300V 60°C)	9464	NEC:	1	Black,	U-500	U-152.4	17.0	7.7	.016	.41	.035	.89	.214	5.44	27	89	49	161
			CM		Clear	U-1000	U-304.8	32.0	14.5										
			CEC:																
			CM																

The jacket and shield are bonded so both can be removed on automatic stripping equipment. Drain wire is on the inside of foil shield.

TC = Tinned Copper

*Capacitance between conductors.
**Capacitance between one conductor and other conductors connected to shield.
†Spools and/or UnReel® cartons are one piece, but length may vary ±10% for spools and ±5% for UnReel from length shown.


Overall Beldfoil® Shield

Audio, Control and Instrumentation Cables
Plenum-Rated and Non-Plenum

Description	Part No.	UL NEC/ C(UL) CEC Type	No. of Pairs	Color Code	Standard Lengths		Standard Unit Weight		Insulation Thickness		Jacket Thickness		Nominal OD		Nominal Capacitance			
					Ft.	m	Lbs.	kg	Inch	mm	Inch	mm	Inch	mm	* pF/ Ft.	* pF/ m	** pF/ Ft.	** pF/ m

20 AWG Stranded (7x28) TC Conductors • Twisted Pair • Overall Beldfoil Shield (100% Coverage) • 20 AWG Stranded TC Drain Wire (cont.)

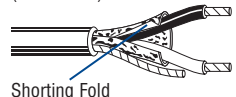
PVC Insulation • Beige PVC Jacket

 <p>Z-Fold®</p>	9154	NEC:	1	Black, Red	U-500	U-152.4	11.5	5.2	.014	.36	.031	.79	.198	5.03	60	197	100	328			
		CMG			500	152.4	12.0	5.5													
		CEC:			U-1000	U-304.8	22.0	10.0													
		CMG FT4			1000	304.8	23.0	10.5													


9154 has 22 AWG stranded tinned copper drain wire.

18 AWG Stranded (16x30) TC Conductors • Twisted Pair • Overall Beldfoil Shield (100% Coverage) • 20 AWG Stranded TC Drain Wire

Polyethylene Insulation • Chrome PVC Jacket

 <p>Shorting Fold</p>	8760	NEC:	1	Black, Clear	250	76.2	6.8	3.1	.019	.48	.028	.71	.222	5.64	24	79	44	144				
		CM			U-500	U-152.4	13.5	6.1														
		CEC:			500	152.4	13.0	5.9														
		CM			U-1000	U-304.8	25.0	11.3														
					1000	304.8	26.0	11.8														
					2000	609.6	50.0	22.7														

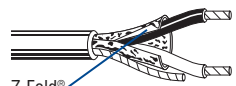
For Plenum versions of 8760, see 88760, 87760 or 82760.

	9460	NEC:	1	Black, Clear	U-500	U-152.4	18.5	8.4	.019	.48	.030	.76	.230	5.84	24	79	44	144
		CM			U-1000	U-304.8	36.0	16.4										


The jacket and shield are bonded so both can be removed on automatic stripping equipment. Drain wire is on the inside of foil shield.

18 AWG Stranded (19x30) TC Conductors • Twisted Pair • Overall Beldfoil Shield (100% Coverage) • 20 AWG Stranded TC Drain Wire


Plenum • FEP Insulation • Red FEP Jacket

 <p>Z-Fold®</p>	300V RMS	88760	NEC:	1	Black, Red	100	30.5	3.7	1.7	.007	.18	.014	.36	.150	3.81	51	167	97	318			
			CMP			U-500	U-152.4	12.5	5.7													
			CEC:			500†	152.4	11.0	5.0													
			CMP FT6			U-1000	U-304.8	24.0	10.9													

Plenum • FEP Insulation • Red Fluorocopolymer Jacket

 <p>Z-Fold®</p>	300V RMS	87760	NEC:	1	Black, Red	U-500	U-152.4	12.5	5.7	.007	.18	.014	.36	.150	3.81	51	167	97	318		
			CMP			500†	152.4	10.5	4.8												
			CEC:			1000†	304.8	21.0	9.5												

Plenum • FEP Insulation • Natural Flamarrest® Jacket

 <p>Z-Fold®</p>	300V RMS	82760	NEC:	1	Black, Red	U-500†	U-152.4	12.0	5.4	.007	.18	.014	.36	.150	3.81	51	167	97	318		
			CMP			U-1000†	U-304.8	22.0	10.0												
			CEC:			1000†	304.8	21.0	9.5												

TC = Tinned Copper

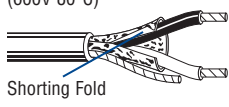
*Capacitance between conductors.

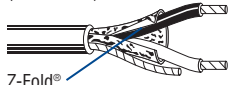
**Capacitance between one conductor and other conductors connected to shield.

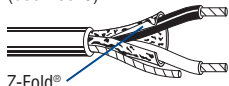
† Spools and/or UnReel® cartons are one piece, but length may vary ±10% for spools and ±5% for UnReel from length shown.

Overall Beldfoil® Shield

Audio, Control and Instrumentation Cables

Description	Part No.	UL NEC/ C(UL) CEC Type	No. of Pairs	Color Code	Standard Lengths		Standard Unit Weight		Insulation Thickness		Jacket Thickness		Nominal OD		Nominal Capacitance							
					Ft.	m	Lbs.	kg	Inch	mm	Inch	mm	Inch	mm	* pF/ Ft.	* pF/ m	** pF/ Ft.	** pF/ m				
16 AWG Stranded (19x29) TC Conductors • Twisted Pair • Overall Beldfoil Shield (100% Coverage) • 18 AWG Stranded TC Drain Wire																						
Polyethylene Insulation • Chrome PVC Jacket																						
UL AWM Style 20253 (600V 80°C)  Shorting Fold	8719	NEC: CM, CL2 CEC: CM	1	Black, Clear	U-500	U-152.4	24.0	11.1	.032	.81	.032	.81	.313	7.95	23	75	44	144				
					500	152.4	25.5	11.6														
					U-1000	U-304.8	47.0	21.3														
					1000	304.8	50.0	22.7														
					2000	609.6	100.0	45.5														
					5000	1524.0	245.0	111.4														
	10000	3048.0	510.0	231.3																		

14 AWG Stranded (19x27) TC Conductors • Twisted Pair • Overall Beldfoil Shield (100% Coverage) • 16 AWG Stranded TC Drain Wire																						
Polyethylene Insulation • Chrome PVC Jacket																						
UL AWM Style 20253 (600V 80°C)  Z-Fold®	8720	NEC: CM, CL2	1	Black, Clear	U-500	U-152.4	34.0	15.4	.032	.81	.035	.89	.355	9.02	24	79	47	154				
					500	152.4	35.0	15.9														
					1000	304.8	71.0	32.3														
					2000	609.6	138.0	62.7														

12 AWG Stranded (19x25) TC Conductors • Twisted Pair • Overall Beldfoil Shield (100% Coverage) • 14 AWG Stranded TC Drain Wire																						
Polyethylene Insulation • Chrome PVC Jacket																						
UL AWM Style 20253 (600V 80°C)  Z-Fold®	8718	NEC: CL2	1	Black, Clear	U-500	U-152.4	47.5	21.6	.037	.94	.040	1.02	.400	10.16	25	82	49	161				
					500	152.4	50.5	22.9														
					1000	304.8	100.0	45.5														
					2000	609.6	198.0	90.0														

TC = Tinned Copper

*Capacitance between conductors.

**Capacitance between one conductor and other conductors connected to shield.