


Unshielded

Audio, Control and Instrumentation Cables
Plenum-Rated


Description	Part No.	UL NEC/ C(UL) CEC Type	No. of Pairs	Color Code	Standard Lengths		Standard Unit Weight		Insulation Thickness		Jacket Thickness		Nominal OD	
					Ft.	m	Lbs.	kg	Inch	mm	Inch	mm	Inch	mm

22 AWG Stranded (7x30) Tinned Copper Conductors • Twisted Pairs

Plenum • FEP Insulation • Red FEP Jacket

	88442 NEC: CMP CEC: CMP FT6	1 Black & Red	100 500 [†] 1000 [†]	30.5 152.4 304.8	2.3 5.5 8.0	1.0 2.5 3.6	.006 .006 .006	.15 .15 .15	.012 .012 .019	.30 .30 .23	.102 .169 .200	2.59 4.29 5.08					
													2 Black & Red, Black & White	500 [†] 1000 [†]	152.4 304.8	8.0 16.0	3.6 7.3
													4 Black & Red, Black & White, Black & Green, Black & Blue	500 [†] 1000 [†]	152.4 304.8	14.0 28.0	6.4 12.7

Plenum • FEP Insulation • Natural Flamarrest® Jacket

	82442 NEC: CMP CEC: CMP FT6	1 Black & Red	U-1000 [†] 1000 [†]	U-304.8 304.8	9.0 8.0	4.1 3.6	.006 .006	.15 .15	.014 .014	.36 .36	.112 .179	2.84 4.55					
													2 Black & Red, Black & White	U-1000 [†] 1000 [†]	U-304.8 304.8	18.0 20.0	8.2 9.1
													3 Black & Red, Black & White, Black & Green	U-1000 [†] 1000 [†]	U-304.8 304.8	24.0 26.0	10.9 11.8
82742 NEC: CMP CEC: CMP FT6	4 Black & Red, Black & White, Black & Green, Black & Blue	1000 [†] 304.8	32.0 14.5	.006 .15	.014 .36	.210 .191	5.33 4.85										
82743 NEC: CMP CEC: CMP FT6	6 Black & Red, Black & White, Black & Green, Black & Blue, Black & Yellow, Black & Brown	U-1000 [†] 1000 [†]	U-304.8 304.8	44.0 20.0 46.0	20.0 20.9	.006 .15	.015 .38	.238 .238	6.05								


[†]Spools and/or UnReel® cartons are one piece, but length may vary ±10% for spools and ±5% for UnReel from length shown.


Unshielded


Audio, Control and Instrumentation Cables
 Plenum-Rated and Non-Plenum

Description	Part No.	UL NEC/ C(UL) CEC Type	No. of Pairs	Color Code	Standard Lengths		Standard Unit Weight		Insulation Thickness		Jacket Thickness		Nominal OD	
					Ft.	m	Lbs.	kg	Inch	mm	Inch	mm	Inch	mm


18 AWG Stranded (19x30) Tinned Copper Conductors • Twisted Pair

Plenum • FEP Insulation • Red FEP Jacket															
	300V RMS	89740	NEC:	1	Black, Red	100	30.5	3.0	1.4	.006	.17	.009	.23	.136	3.45
			CMP			500 [†]	152.4	9.0	4.1						
			CEC: CMP FT6			1000 [†]	304.8	15.0	6.8						


Plenum • FEP Insulation • Red Fluorocopolymer Jacket															
	300V RMS	87740	NEC:	1	Black, Red	500 [†]	152.4	9.0	4.1	.006	.17	.011	.28	.140	3.56
			CMP			1000 [†]	304.8	15.0	6.8						
			CEC: CMP FT6												

Plenum • FEP Insulation • Natural Flamarrest® Jacket															
	300V RMS	82740	NEC:	1	Black, Red	U-1000	U-304.8	17.0	7.7	.006	.17	.015	.38	.147	3.73
			CMP			1000 [†]	304.8	16.0	7.3						
			CEC: CMP FT6												

16 AWG Stranded (19x29) Tinned Copper Conductors • Twisted Pair


PVC Insulation • Chrome PVC Jacket															
	UL AWM Style 2598 (300V 60°C)	8471	NEC:	1	Black, White	U-500	U-152.4	21.0	9.5	.023	.58	.032	.81	.274	6.96
			CMG			500	152.4	20.0	9.1						
			CEC: CMG FT4			U-1000	U-304.8	41.0	18.6						
						1000	304.8	43.0	19.5						

14 AWG Stranded (42x30) Tinned Copper Conductors • Twisted Pair

PVC Insulation • Chrome PVC Jacket															
	UL AWM Style 2587 (600V 90°C)	8473	NEC:	1	Black, White	U-500	U-152.4	29.0	13.2	.031	.79	.032	.81	.340	8.64
			CL3			500	152.4	30.5	13.9						
			CEC: FAS 90 FT4			1000	304.8	58.0	26.4						

See NEC Guidelines for applicable CL3 voltage ratings.

12 AWG Stranded (65x30) Tinned Copper Conductors • Twisted Pair

PVC Insulation • Chrome PVC Jacket															
	UL AWM Style 2587 (600V 90°C)	8477	NEC:	1	Black, White	U-500	U-152.4	41.5	18.8	.032	.81	.035	.89	.386	9.80
			CL3R			500	152.4	43.5	19.7						
						1000	304.8	85.0	38.6						

See NEC Guidelines for applicable CL3 voltage ratings.

[†]Spools are one piece, but length may vary ±10% from length shown.


Overall Beldfoil® Shield

Computer Cables for EIA RS-232 Applications
Plenum-Rated


Description	Part No.	UL NEC/ C(UL) CEC Type	No. of Pairs	Color Code	Standard Lengths		Standard Unit Weight		Insulation Thickness		Jacket Thickness		Nominal OD		Nominal Capacitance			
					Ft.	m	Lbs.	kg	Inch	mm	Inch	mm	Inch	mm	* pF/ Ft.	* pF/ m	** pF/ Ft.	** pF/ m

24 AWG Stranded (7x32) TC Conductors • Twisted Pairs • Overall Beldfoil Shield (100% Coverage) • 24 AWG Stranded TC Drain Wire

Plenum • FEP Insulation • Natural Flamarrest® Jacket

	300V RMS	82641	NEC: CMP CEC: CMP FT6	1	See Chart 3 (Tech Info Section)	U-1000† 1000†	U-304.8 304.8	9.0 8.0	4.1 3.6	.006 .15	.15 .014	.36 .36	.106 2.69	31	102	59	194
		82502	NEC: CMP CEC: CMP FT6	2	See Chart 3 (Tech Info Section)	U-500† U-1000†	U-152.4 U-304.8	8.0 16.0	3.6 7.3	.006 .15	.15 .014	.36 .36	.162 4.11	25	82	45	148
		82503	NEC: CMP CEC: CMP FT6	3	See Chart 3 (Tech Info Section)	U-1000† 1000†	U-304.8 304.8	19.0 18.0	8.6 8.2	.006 .15	.15 .014	.36 .36	.169 4.29	25	82	45	148
		82504	NEC: CMP CEC: CMP FT6	4	See Chart 3 (Tech Info Section)	U-1000† 1000†	U-304.8 304.8	24.0 26.0	10.9 11.8	.006 .15	.15 .014	.36 .36	.193 4.90	25	82	45	148
		82505	NEC: CMP CEC: CMP FT6	5	See Chart 3 (Tech Info Section)	U-1000† 1000†	U-304.8 304.8	29.0 31.0	13.2 14.0	.006 .15	.15 .015	.38 .38	.196 4.98	25	82	45	148
		82506	NEC: CMP CEC: CMP FT6	6	See Chart 3 (Tech Info Section)	U-500† U-1000†	U-152.4 U-304.8	17.5 34.0	8.0 15.5	.006 .15	.15 .015	.38 .38	.209 5.31	25	82	45	148
		82509	NEC: CMP CEC: CMP FT6	9	See Chart 3 (Tech Info Section)	1000†	304.8	49.0	22.3	.006 .15	.15 .015	.38 .38	.246 6.25	23	75	42	138

Plenum • FEP Insulation • Red FEP Jacket

	300V RMS	88641	NEC: CMP CEC: CMP FT6	1	See Chart 3 (Tech Info Section)	100 500† 1000†	30.5 152.4 304.8	2.4 6.0 9.0	1.1 2.7 4.1	.006 .15	.15 .014	.36 .36	.106 2.69	31	102	59	194
		89503	NEC: CMP CEC: CMP FT6	3	See Chart 3 (Tech Info Section)	100 500† 1000†	30.5 152.4 304.8	4.0 10.5 21.0	1.8 4.8 9.5	.006 .15	.15 .014	.36 .36	.175 4.45	21	69	40	131
		89504	NEC: CMP CEC: CMP FT6	4	See Chart 3 (Tech Info Section)	500† 1000†	152.4 304.8	13.0 29.0	6.0 13.1	.006 .15	.15 .014	.36 .36	.192 4.88	21	69	40	131
		89505	NEC: CMP CEC: CMP FT6	5	See Chart 3 (Tech Info Section)	100 1000†	30.5 304.8	4.9 33.0	2.2 15.0	.006 .15	.15 .014	.36 .36	.197 5.00	21	69	40	131

TC = Tinned Copper

* Capacitance between conductors.

** Capacitance between one conductor and other conductors connected to shield.

† Spools and/or UnReel® cartons are one piece, but length may vary ±10% for spools and ±5% for UnReel from length shown.

Overall Beldfoil® Shield

Audio, Control and Instrumentation Cables
Plenum-Rated and Non-Plenum

Description	Part No.	UL NEC/ C(UL) CEC Type	No. of Pairs	Color Code	Standard Lengths		Standard Unit Weight		Insulation Thickness		Jacket Thickness		Nominal OD		Nominal Capacitance			
					Ft.	m	Lbs.	kg	Inch	mm	Inch	mm	Inch	mm	* pF/ Ft.	* pF/ m	** pF/ Ft.	** pF/ m

24 AWG Stranded (7x32) TC Conductors • Twisted Pair • Overall Beldfoil Shield* (100% Coverage) • 24 AWG Stranded TC Drain Wire

Polyolefin Insulation • Black Matte PVC Jacket

High-Flex 300V RMS	1508A	NEC: CM	1	Black, Red	500	152.4	6.5	2.9	.008	.20	.024	.61	.131	3.33	31	102	58	190
					1000	304.8	11.0	5.0										



Jacket and shield are bonded so both can be removed with automatic stripping equipment.

Polypropylene Insulation • PVC Jacket (Available in Gray, Brown, Red, Green, Lt. Blue, Purple, White or Black)

300V RMS	1883A	NEC: CMR	1	Black, Red	U-1000	U-304.8	11.0	5.0	.008	.20	.020	.51	.123	3.12	31	102	58	190
					1000*	304.8	11.0	5.0										



Z-Fold®

* 1000 ft. put-up available in Gray only.

Jacket and shield are bonded so both can be removed with automatic stripping equipment. For cross-connect use with 1408R Snake Cables.

Polyethylene Insulation • Chrome PVC Jacket

UL AWM Style 2092 (300V 60°C)	8641	NEC: CM	1	Black, Clear	100	30.5	2.3	1.0	.016	.41	.025	.64	.168	4.27	22	72	42	138				
					U-500	U-152.4	7.5	3.4														
					500	152.4	7.0	3.2														
					U-1000	U-304.8	14.0	6.4														
		CM			1000	304.8	14.0	6.4														
					2000	609.6	28.0	12.7														



For Plenum versions of 8641, see 88641 or 82641.

Plenum • FEP Insulation • Red FEP Jacket

300V RMS, Non-conduit	88641	NEC: CMP	1	Black, Red	100	30.5	2.4	1.1	.006	.15	.014	.36	.106	2.69	31	102	59	194		
					500†	152.4	6.0	2.7												
					1000†	304.8	9.0	4.1												



CMP FT6

Plenum • FEP Insulation • Natural Flamarrest® Jacket

300V RMS, Non-conduit	82641	NEC: CMP	1	Black, Red	U-1000†	U-304.8	9.0	4.1	.006	.15	.014	.36	.106	2.69	31	102	59	194		
					1000†	304.8	8.0	3.6												



CMP FT6

TC = Tinned Copper

* Capacitance between conductors.

** Capacitance between one conductor and other conductors connected to shield.

† Spools and/or UnReel® cartons are one piece, but length may vary ±10% for spools and ±5% for UnReel from length shown.

▲ Beldfoil provides high reliability with ease of termination.


Overall Beldfoil® Shield

Audio, Control and Instrumentation Cables

Description	Part No.	UL NEC/ C(UL) CEC Type	No. of Pairs	Color Code	Standard Lengths		Standard Unit Weight		Insulation Thickness		Jacket Thickness		Nominal OD		Nominal Capacitance			
					Ft.	m	Lbs.	kg	Inch	mm	Inch	mm	Inch	mm	* pF/ Ft.	* pF/ m	** pF/ Ft.	** pF/ m


22 AWG Stranded (7x30) TC Conductors • Twisted Pair • Overall Beldfoil Shield (100% Coverage) • 22 AWG Stranded TC Drain Wire (continued)

Polypropylene Insulation • Paper Wrap • Gray or Black PVC Jacket

 <p>300V RMS 75°C</p> <p>Z-Fold®</p>	8451	NEC:	1	Black, Red	100*	30.5	2.3	1.1	.008	.20	.020	.51	.138	3.51	34	112	67	220				
		CMR			U-500	U-152.4	8.5	3.8														
		CEC:			500	152.4	8.0	3.6														
		CMG			U-1000	U-304.8	16.0	7.3														
					1000	304.8	16.0	7.3														

*100 ft. put-up available in Black only.
Unique paper separator facilitates jacket stripping.

Polypropylene Insulation • PVC Jacket (Available in Black, Gray, Brown, Red, Orange, Yellow, Green, Blue, Purple or White)

 <p>300V RMS 75°C</p>	9451	NEC:	1	Black, Red	U-500 [▲]	U-152.4	8.5	3.9	.008	.20	.020	.51	.135	3.43	35	115	67	220				
		CMR			500 [▲]	152.4	8.0	3.6														
		CEC:			T-1000 [▲]	T-304.8	18.0	8.2														
		CMG FT4			U-1000	U-304.8	15.0	6.8														
					5000	1524.0	75.0	34.0														


[▲]U-500 ft., 500 ft. and T-1000 ft. put-ups available in Gray only.
The jacket and shield are bonded so both can be removed on automatic stripping equipment. Drain wire is inside foil shield.

Polypropylene Insulation • Black Low-Smoke, Zero-Halogen Jacket

 <p>300V RMS 105°C</p>	9451SB <small>new</small>	NEC:	1	Black, Red	1000	304.8	20.0	9.1	.008	.20	.032	.81	.160	4.06	35	115	67	220				
		CMG-LS																				
		CEC:			CMG-LS FT4																	
		CMG-LS FT4			Limited Smoke																	

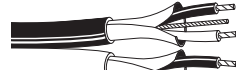
The jacket and shield are bonded so both can be removed on automatic stripping equipment. Drain wire is inside foil shield.

Polyolefin Insulation • PVC Jacket in Zip-Cord Construction (Red & Green, Red & Black, Red & Purple or Red & Gray)

 <p>300V 105°C</p>	9451D	NEC:	2	Black, Red	U-1000	U-304.8	29.0	13.2	.008	.20	.020	.51	.135	3.43	34	112	67	220				
		CMR			2000*	620.8	62.0	28.1								x	x					
		CEC:															.270	6.86				
		CMR FT4																				

*2000 ft. put-up available in Red & Green only.
The jacket and shield are bonded so both can be removed on automatic stripping equipment. Drain wire is inside foil shield.


Plenum • FEP Insulation • White Flamarrest® Jacket in Zip-Cord Construction

 <p>300V RMS 60°C</p>	9451DP <small>new</small>	NEC:	2	Black & Red, Black & White	1000	304.8	24.0	10.9	.007	.18	.017	.43	.127	3.23	35	115	67	220			
		CMP														x	x				
		CEC:			CMP FT6												.269	6.83			

The jacket and shield are bonded so both can be removed on automatic stripping equipment. Drain wire is inside foil shield.


22 AWG Stranded (7x30) TC Conductors • Twisted Pairs • Overall Beldfoil Shield (100% Coverage) • 24 AWG Stranded TC Drain Wire

Polypropylene Insulation • PVC Jacket (Available in Brown, Red, Orange, Yellow, Green, Blue, Purple, Gray, White or Black)

 <p>300V RMS</p>	1266A	NEC:	1	Black, Red	U-1000	U-304.8	15.0	6.8	.010	.25	.020	.51	.143	3.63	30	99	54	177				
		CM			1000†	304.8	15.0	6.8														
		CEC:																				
		CM																				

†1000 ft. put-up available in Black only.
Unique design features lower capacitance and greater flexibility than standard audio pair constructions.

PVC Insulation • PVC Jacket (Available in Brown, Red, Orange, Yellow, Green, Blue, Purple, Gray, White or Black)

 <p>300V 90°C</p>	1503A	NEC:	1	Black, Red	U-1000	U-304.8	16.0	7.3	.010	.25	.020	.51	.142	3.61	53	174	97	318			
		CM																			
		CEC:																			
		CM																			

TC = Tinned Copper

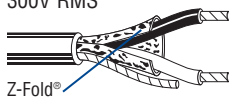
*Capacitance between conductors.
**Capacitance between one conductor and other conductors connected to shield.


Overall Beldfoil® Shield

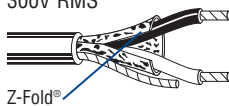
Audio, Control and Instrumentation Cables
Plenum-Rated and Non-Plenum


Description	Part No.	UL NEC/ C(UL) CEC Type	No. of Pairs	Color Code	Standard Lengths		Standard Unit Weight		Insulation Thickness		Jacket Thickness		Nominal OD		Nominal Capacitance			
					Ft.	m	Lbs.	kg	Inch	mm	Inch	mm	Inch	mm	* pF/ Ft.	* pF/ m	** pF/ Ft.	** pF/ m

22 AWG Stranded (7x30) TC Conductors • Twisted Pair • Overall Beldfoil Shield (100% Coverage) • 22 AWG Stranded TC Drain Wire


Plenum • FEP Insulation • Red FEP Jacket																				
 <p>Z-Fold®</p>	88761	NEC:	1	Black,	100†	30.5	2.7	1.2	.006	.15	.014	.36	.119	3.02	35	115	67	220		
		CMP		Red	U-500†	U-152.4	7.5	3.4												
		CEC:			500†	152.4	7.5	3.4												
		CMP FT6			U-1000†	U-304.8	15.0	6.8												
					1000†	304.8	12.0	5.4												

Plenum • FEP Insulation • Red Fluorocopolymer Jacket																				
 <p>Z-Fold®</p>	87761	NEC:	1	Black,	500†	152.4	7.0	3.2	.006	.15	.014	.36	.116	2.95	35	115	67	220		
		CMP		Red	1000†	304.8	11.0	5.0												
		CEC:																		
		CMP FT6																		

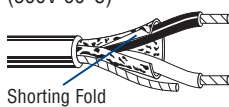
Plenum • FEP Insulation • Natural Flammarrest® Jacket																				
 <p>Z-Fold®</p>	82761	NEC:	1	Black,	U-500†	U-152.4	7.0	3.2	.006	.15	.014	.36	.116	2.95	35	115	67	220		
		CMP		Red	U-1000†	U-304.8	14.0	6.4												
		CEC:			1000†	304.8	11.0	5.0												
		CMP FT6																		


Plenum • FEP Insulation • Flammarrest Jacket (Black, Gray, Brown, Red, Orange, Yellow, Green, Blue, Purple or White)																				
	9451P <small>new</small>	NEC:	1	Black,	U-1000	U-304.8	15.0	6.8	.007	.18	.017	.43	.127	3.23	35	115	67	220		
		CMP		Red	5000	1524.0	75.0	34.0												
		CEC:																		
		CMP FT6																		

The jacket and shield are bonded so both can be removed on automatic stripping equipment. Drain wire is inside foil shield.

22 AWG Stranded (19x34) TC Conductors • Dual Twisted Pairs • Overall Beldfoil Shield (100% Coverage) • 24 AWG Stranded TC Drain Wire																			
PVC Insulation • PVC Jacket in Zip-Cord Construction (Red & Green, Red & Black, Red & Purple or Red & Gray)																			
	1504A	NEC:	2	Black,	U-1000	U-304.8	32.0	14.5	.010	.25	.020	.51	.143	3.63	57	187	100	328	
		CM		Red	2000††	609.8	64.0	29.0						x	x				
		CEC:													.286	7.26			
		CM																	

††2000 ft. put-up available in Red & Gray or Red & Green only.
The jacket and shield are bonded so both can be removed on automatic stripping equipment. Drain wire is inside foil shield.

20 AWG Stranded (7x28) TC Conductors • Twisted Pair • Overall Beldfoil Shield (100% Coverage) • 20 AWG Stranded TC Drain Wire																				
Polyethylene Insulation • Chrome PVC Jacket																				
 <p>Shorting Fold</p>	8762	NEC:	1	Black,	100	30.5	3.2	1.5	.016	.41	.028	.71	.204	5.18	27	89	49	161		
		CM		Clear	250	76.2	6.3	2.8												
		CEC:			U-500	U-152.4	12.0	5.5												
		CM			500	152.4	12.0	5.5												
					U-1000	U-304.8	23.0	10.5												
					1000	304.8	23.0	10.5												
					2000	609.6	46.0	20.9												
		10000	3048.0	240.0	109.1															

	9464	NEC:	1	Black,	U-500	U-152.4	17.0	7.7	.016	.41	.035	.89	.214	5.44	27	89	49	161	
		CM		Clear	U-1000	U-304.8	32.0	14.5											
		CEC:																	
		CM																	

The jacket and shield are bonded so both can be removed on automatic stripping equipment. Drain wire is on the inside of foil shield.

TC = Tinned Copper

*Capacitance between conductors.
**Capacitance between one conductor and other conductors connected to shield.
†Spools and/or UnReel® cartons are one piece, but length may vary ±10% for spools and ±5% for UnReel from length shown.


Overall Beldfoil® Shield

Audio, Control and Instrumentation Cables
Plenum-Rated and Non-Plenum

Description	Part No.	UL NEC/ C(UL) CEC Type	No. of Pairs	Color Code	Standard Lengths		Standard Unit Weight		Insulation Thickness		Jacket Thickness		Nominal OD		Nominal Capacitance			
					Ft.	m	Lbs.	kg	Inch	mm	Inch	mm	Inch	mm	* pF/ Ft.	* pF/ m	** pF/ Ft.	** pF/ m

20 AWG Stranded (7x28) TC Conductors • Twisted Pair • Overall Beldfoil Shield (100% Coverage) • 20 AWG Stranded TC Drain Wire (cont.)

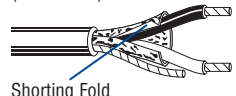
PVC Insulation • Beige PVC Jacket

 <p>Z-Fold®</p>	9154 UL AWM Style 2464 (300V 80°C)	NEC:	1	Black, Red	U-500	U-152.4	11.5	5.2	.014	.36	.031	.79	.198	5.03	60	197	100	328			
		CMG			500	152.4	12.0	5.5													
		CEC:			U-1000	U-304.8	22.0	10.0													
		CMG FT4			1000	304.8	23.0	10.5													


9154 has 22 AWG stranded tinned copper drain wire.

18 AWG Stranded (16x30) TC Conductors • Twisted Pair • Overall Beldfoil Shield (100% Coverage) • 20 AWG Stranded TC Drain Wire

Polyethylene Insulation • Chrome PVC Jacket

 <p>Shorting Fold</p>	8760 UL AWM Style 2092 (300V 60°C)	NEC:	1	Black, Clear	250	76.2	6.8	3.1	.019	.48	.028	.71	.222	5.64	24	79	44	144			
		CM			U-500	U-152.4	13.5	6.1													
		CEC:			500	152.4	13.0	5.9													
		CM			U-1000	U-304.8	25.0	11.3													
					1000	304.8	26.0	11.8													
					2000	609.6	50.0	22.7													

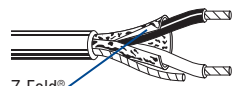
For Plenum versions of 8760, see 88760, 87760 or 82760.

	9460	NEC:	1	Black, Clear	U-500	U-152.4	18.5	8.4	.019	.48	.030	.76	.230	5.84	24	79	44	144
		CM			U-1000	U-304.8	36.0	16.4										


The jacket and shield are bonded so both can be removed on automatic stripping equipment. Drain wire is on the inside of foil shield.

18 AWG Stranded (19x30) TC Conductors • Twisted Pair • Overall Beldfoil Shield (100% Coverage) • 20 AWG Stranded TC Drain Wire


Plenum • FEP Insulation • Red FEP Jacket

 <p>Z-Fold®</p>	88760 300V RMS	NEC:	1	Black, Red	100	30.5	3.7	1.7	.007	.18	.014	.36	.150	3.81	51	167	97	318		
		CMP			U-500	U-152.4	12.5	5.7												
		CEC:			500†	152.4	11.0	5.0												
		CMP FT6			U-1000	U-304.8	24.0	10.9												

Plenum • FEP Insulation • Red Fluorocopolymer Jacket

 <p>Z-Fold®</p>	87760 300V RMS	NEC:	1	Black, Red	U-500	U-152.4	12.5	5.7	.007	.18	.014	.36	.150	3.81	51	167	97	318	
		CMP			500†	152.4	10.5	4.8											
		CEC:			1000†	304.8	21.0	9.5											

Plenum • FEP Insulation • Natural Flamarrest® Jacket

 <p>Z-Fold®</p>	82760 300V RMS	NEC:	1	Black, Red	U-500†	U-152.4	12.0	5.4	.007	.18	.014	.36	.150	3.81	51	167	97	318
		CMP			U-1000†	U-304.8	22.0	10.0										
		CEC:			1000†	304.8	21.0	9.5										

TC = Tinned Copper








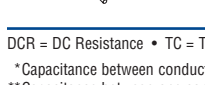
*Capacitance between conductors.

**Capacitance between one conductor and other conductors connected to shield.

† Spools and/or UnReel® cartons are one piece, but length may vary ±10% for spools and ±5% for UnReel from length shown.

Overall Foil/Braid Shield

Low-Capacitance Computer Cables for EIA RS-485 Applications
Plenum-Rated and Non-Plenum

Description	Part No.	UL NEC/ C(UL) CEC Type	No. of Pairs	Color Code	Standard Lengths		Standard Unit Weight		Nom. DCR		Nominal OD		Nom. Imp. (Ω)	Nom. Vel. of Prop.	Nom. Capacitance					
					Ft.	m	Lbs.	kg	Cond.	Shield	Inch	mm			* pF/ Ft.	* pF/ m	** pF/ Ft.	** pF/ m		
24 AWG Stranded (7x32) TC Conductors • Overall Beldfoil® (100% Coverage) + TC Braid Shield (90% Coverage) • 24 AWG Stranded TC Drain Wire																				
Polyethylene Insulation • Chrome PVC Jacket																				
UL AWM Style 2919 (30V 80°C) DMX 512 	9841	NEC:	1	See	100	30.5	4.3	2.0	24.0Ω/M'	3.4Ω/M'	.232	5.89	120	66%	12.8	42.0	23.0	75.5		
		CM		Chart 5	500	152.4	20.0	9.1	78.7Ω/km	11.0Ω/km	For Plenum versions of 9841, see 82841 or 89841.									
		CEC:		(Tech Info	1000	304.8	40.0	18.2												
		CM		Section)																
	9842	NEC:	2	See	100	30.5	5.8	2.6	24.0Ω/M'	2.2Ω/M'	.340	8.64	120	66%	12.8	42.0	23.0	75.5		
		CM		Chart 5	500	152.4	29.5	13.4	78.7Ω/km	7.2Ω/km	For Plenum versions of 9842, see 82842.									
		CEC:		(Tech Info	1000	304.8	57.0	25.9												
		CM		Section)																
	9843	NEC:	3	See	100	30.5	7.1	3.2	24.0Ω/M'	2.3Ω/M'	.360	9.14	120	66%	12.8	42.0	23.0	75.5		
		CM		Chart 5	500	152.4	34.5	15.7	78.7Ω/km	7.7Ω/km										
		CEC:		(Tech Info	1000	304.8	67.0	30.5												
		CM		Section)																
	9844	NEC:	4	See	500	152.4	43.0	19.5	24.0Ω/M'	2.1Ω/M'	.390	9.91	120	66%	12.8	42.0	23.0	75.5		
		CM		Chart 5	1000	304.8	83.0	37.7	78.7Ω/km	6.9Ω/km										
		CEC:		(Tech Info																
		CM		Section)																
Plenum • Foam FEP Insulation • Natural Flamarrrest® Jacket																				
300V RMS 	82841	NEC:	1	See	500	152.4	13.0	6.0	24.0Ω/M'	3.1Ω/M'	.204	5.18	120	76%	12	39.4	22	72.2		
		CMP		Chart 5	1000	304.8	26.0	11.8	78.7Ω/km	10.2Ω/km										
		CEC:		(Tech Info																
300V RMS 	82842	NEC:	2	See	500	152.4	19.0	8.6	24.0Ω/M'	2.4Ω/M'	.273	6.93	120	76%	12	39.4	22	72.2		
		CMP		Chart 5	1000	304.8	42.0	19.1	78.7Ω/km	7.9Ω/km										
		CEC:		(Tech Info																
300V RMS 	89841	NEC:	1	See	500	152.4	13.5	6.1	24.0Ω/M'	3.1Ω/M'	.202	5.13	120	76%	12	39.4	22	72.2		
		CMP		Chart 5	1000	304.8	27.0	12.3	78.7Ω/km	10.2Ω/km										
		CEC:		(Tech Info																
300V RMS 	89842 <small>new</small>	NEC:	2	See	500	152.4	25.5	11.6	24.0Ω/M'	3.1Ω/M'	.305	7.75	120	76%	12	39.4	22	72.2		
		CMP		Chart 5	1000	304.8	49.0	22.2	78.7Ω/km	10.2Ω/km										
		CEC:		(Tech Info																

DCR = DC Resistance • TC = Tinned Copper

*Capacitance between conductors.

**Capacitance between one conductor and other conductors connected to shield.

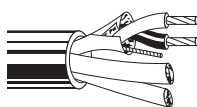
Individually Shielded

Low-Capacitance Computer Cables for EIA RS-232, EIA RS-422, and Digital Audio Applications
Plenum-Rated


Description	Part No.	UL NEC/ C(UL) CEC Type	No. of Pairs	Color Code	Standard Lengths		Standard Unit Weight		Nom. DCR		Nominal OD		Nom. Imp. (Ω)	Nom. Vel. of Prop.	Nom. Capacitance			
					Ft.	m	Lbs.	kg	Cond.	Shield	Inch	mm			* pF/ Ft.	* pF/ m	** pF/ Ft.	** pF/ m

24 AWG Stranded (7x32) TC Conductors • Twisted Pairs • Individually Shielded w/Beldfoil® (100% Coverage) • 24 AWG Stranded TC Drain Wire

Plenum • Foam FEP Insulation • Gray Fluorocopolymer Jacket

	300V RMS	89729	NEC: CMP CEC: CMP FT6	2	See Chart 5 (Tech Info Section)	500 1000	152.4 304.8	17.0 31.0	7.7 14.1	23.3Ω/M' 76.4Ω/km	14.4Ω/M' 47.2Ω/km	.261 6.63	100	76%	13.5	44	22.5	73.8
		89730	NEC: CMP CEC: CMP FT6	3	See Chart 5 (Tech Info Section)	500 1000	152.4 304.8	21.5 40.0	9.8 18.2	23.3Ω/M' 76.4Ω/km	14.4Ω/M' 47.2Ω/km	.278 7.06	100	76%	13.5	44	22.5	73.8
		89728	NEC: CMP CEC: CMP FT6	4	See Chart 5 (Tech Info Section)	500 1000	152.4 304.8	26.5 50.0	12.0 22.7	23.3Ω/M' 76.4Ω/km	14.4Ω/M' 47.2Ω/km	.307 7.80	100	76%	13.5	44	22.5	73.8
		89731	NEC: CMP CEC: CMP FT6	6	See Chart 5 (Tech Info Section)	500 1000†	152.4 304.8	35.0 71.0	15.9 32.3	23.3Ω/M' 76.4Ω/km	14.4Ω/M' 47.2Ω/km	.361 9.17	100	76%	13.5	44	22.5	73.8
		89732	NEC: CMP CEC: CMP FT6	9	See Chart 5 (Tech Info Section)	1000	304.8	108.0	49.0	23.3Ω/M' 76.4Ω/km	14.4Ω/M' 47.2Ω/km	.429 10.90	100	76%	13.5	44	22.5	73.8

Plenum • Foam FEP Insulation • Natural Flamarrest® Jacket

	300V RMS	82729	NEC: CMP CEC: CMP FT6	2	See Chart 5 (Tech Info Section)	U-1000 1000	U-304.8 304.8	26.0 28.0	11.8 12.7	23.3Ω/M' 76.4Ω/km	14.4Ω/M' 47.2Ω/km	.255 6.48	100	76%	13.5	44	22.5	73.8
--	----------	--------------	--------------------------------	---	--	----------------	------------------	--------------	--------------	----------------------	----------------------	--------------	-----	-----	------	----	------	------

DCR = DC Resistance • TC = Tinned Copper

*Capacitance between conductors.

**Capacitance between one conductor and other conductors connected to shield.

† Spools are one piece, but length may vary ±10% from length shown.

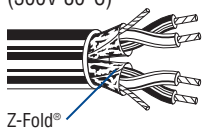
Individually Shielded

Audio, Control and Instrumentation Cables
Plenum-Rated and Non-Plenum

Description	Part No.	UL NEC/ C(UL) CEC Type	No. of Pairs	Color Code	Standard Lengths		Standard Unit Weight		Nom. DCR		Nominal OD		Nom. Imp. of Prop. (Ω)	Nom. Vel. of Prop.	Nom. Capacitance			
					Ft.	m	Lbs.	kg	Cond.	Shield	Inch	mm			* pF/ Ft.	* pF/ m	** pF/ Ft.	** pF/ m

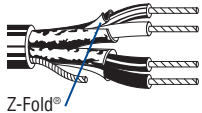
22 AWG Stranded (7x30) TC Conductors • Twisted Pairs • Individually Shielded w/Beldfoil® (100% Coverage) • 22 AWG Stranded TC Drain Wire
Semi-rigid PVC Insulation • Pale Fawn Beige PVC Jacket (Shielded Pairs Parallel under Jacket)

UL AWM Style 2464 (300V 80°C)	9406	NEC:	2	Black & White, Black & Yellow	100	30.5	3.8	1.7	15.0Ω/M'	13.0Ω/M'	.173	4.39	50	60%	50	164	95	312
		CMG			U-500	U-152.4	16.5	7.5	49.2Ω/km	42.7Ω/km	x	x						
		CEC:			500	152.4	17.0	7.7			.280	7.11						
		CMG FT4			U-1000	U-304.8	32.0	14.5										
					1000	304.8	33.0	15.0										



22 AWG Stranded (7x30) TC Conductors • Twisted Pairs • Individually Shielded w/Beldfoil (100% Coverage) • 24 AWG Stranded TC Drain Wire
Polypropylene Insulation • Chrome PVC Jacket (Pairs Cabled on Common Axis to Reduce Diameter)

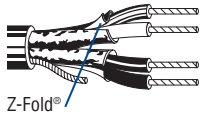
300V RMS 60°C	8723	NEC:	2	Red & Black, Green & White	100	30.5	2.3	1.0	15.0Ω/M'	16.6Ω/M'	.160	4.06	45	66%	35	115	62	203
		CM			U-500	U-152.4	10.5	4.8	49.2Ω/km	54.5Ω/km								
		CEC:			500	152.4	10.0	4.5										
		CM			U-1000	U-304.8	20.0	9.1										
					1000	304.8	20.0	9.1										
					1640	499.9	32.8	14.9										
					U-2000	U-609.6	38.0	17.2										
					2000	609.6	40.0	18.2										
					3280	999.7	65.6	29.8										
					5000	1524.0	95.0	43.2										
		10000	3048.0	200.0	90.9													



For Plenum versions of 8723, see 88723, 87723 or 82723.

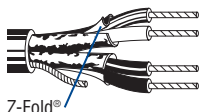
Polypropylene Insulation • Black Low-Smoke, Zero-Halogen Jacket (Pairs Cabled on Common Axis to Reduce Diameter)

300V RMS 60°C	8723SB	NEC:	2	Red & Black, Green & White	1000	304.8	26.0	11.8	14.7Ω/M'	15.0Ω/M'	.196	4.98	45	66%	35	115	62	203
		new			CMG-LS					48.2Ω/km	49.2Ω/km							
		CEC:																
		CMG-LS FT4																
		Limited Smoke																



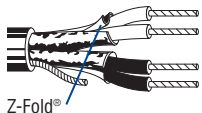
Plenum • FEP Insulation • Natural Flammarrest® Jacket (Pairs Cabled on Common Axis to Reduce Diameter)

300V RMS, Non-conduit	82723	NEC:	2	Red & Black, Green & White	U-500†	U-152.4	10.5	4.8	14.7Ω/M'	16.6Ω/M'	.153	3.89	36	62%	43	141	75	246
		CMP			U-1000	U-304.8	20.0	9.1	48.2Ω/km	54.5Ω/km								
		CEC:			1000†	304.8	19.0	8.6										
		CMP FT6			U-2000†	U-609.6	40.0	18.1										



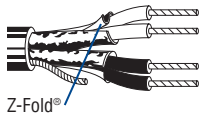
Plenum • FEP Insulation • Red FEP Jacket (Pairs Cabled on Common Axis to Reduce Diameter)

300V RMS, Non-conduit	88723	NEC:	2	Red & Black, Green & White	100†	30.5	3.4	1.5	16.0Ω/M'	14.7Ω/M'	.148	3.76	40	69%	35	115	67	220
		CMP			500†	152.4	11.0	5.0	52.5Ω/km	48.2Ω/km								
		CEC:			1000†	304.8	19.0	8.6										
		CMP FT6																



Plenum • FEP Insulation • Red Fluorocopolymer Jacket (Pairs Cabled on Common Axis to Reduce Diameter)

300V RMS, Non-conduit	87723	NEC:	2	Red & Black, Green & White	500†	152.4	11.0	5.0	14.7Ω/M'	15.0Ω/M'	.148	3.76	40	69%	35	115	67	220
		CMP			1000†	304.8	20.0	9.1	48.2Ω/km	49.2Ω/km								
		CEC:																
		CMP FT6																



DCR = DC Resistance • FEP = Fluorinated Ethylene Propylene • TC = Tinned Copper

*Capacitance between conductors.

**Capacitance between one conductor and other conductors connected to shield.

† Spools and/or UnReel® cartons are one piece, but length may vary ±10% for spools and ±5% for UnReel from length show.



For more information, contact Belden Technical Support: 1-800-BELDEN-1 • www.belden.com

Belden114@CableCon.kr / 0707-434-7704 / Fax. 02-744-0909 / www.CableCon.co.kr

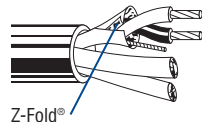
Individually Shielded

Audio, Control and Instrumentation Cables
Plenum-Rated and Non-Plenum

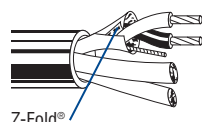
Description	Part No.	UL NEC/ C(UL) CEC Type	No. of Pairs	Color Code	Standard Lengths		Standard Unit Weight		Nom. DCR		Nominal OD		Nom. Imp. (Ω)	Nom. Vel. of Prop.	Nom. Capacitance			
					Ft.	m	Lbs.	kg	Cond.	Shield	Inch	mm			* pF/ Ft.	* pF/ m	** pF/ Ft.	** pF/ m

22 AWG Stranded (7x30) TC Conductors • Twisted Pairs • Individually Shielded w/Beldfoil® (100% Coverage) • 22 AWG Stranded TC Drain Wire

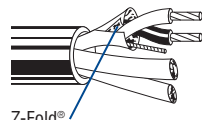
Plenum • FEP Insulation • Natural Flamarrest® Jacket

 300V RMS Z-Fold®	82777	NEC:	3	See	U-500†	U-152.4	19.5	8.9	14.7Ω/M'	11.3Ω/M'	.237	6.02	46	62%	35	115	76	249	
		CMP		Chart 3	U-1000	U-304.8	38.0	17.3	48.2Ω/km	37.1Ω/km									
		CEC:		(Tech Info	1000†	304.8	39.0	17.7											
		CMP FT6		Section)															
	82778	NEC:	6	See	1000†	304.8	71.0	32.2	14.7Ω/M'	11.3Ω/M'	.314	7.98	46	62%	35	115	76	249	
CMP			Chart 3					48.2Ω/km	37.1Ω/km										
CEC:			(Tech Info																
CMP FT6			Section)																

Plenum • FEP Insulation • Red FEP Jacket

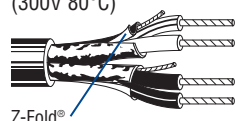
 300V RMS Z-Fold®	88777	NEC:	3	See	100	30.5	6.0	2.7	14.7Ω/M'	11.3Ω/M'	.234	5.94	50	69%	31	102	67	220	
		CMP		Chart 3	500†	152.4	19.0	8.6	48.2Ω/km	37.1Ω/km									
		CEC:		(Tech Info	1000†	304.8	42.0	19.1											
		CMP FT6		Section)															
	88778	NEC:	6	See	100	30.5	7.0	3.2	14.7Ω/M'	11.3Ω/M'	.309	7.85	50	69%	31	102	67	220	
CMP			Chart 3	500†	152.4	38.5	17.4	48.2Ω/km	37.1Ω/km										
CEC:			(Tech Info	1000†	304.8	75.0	34.1												
CMP FT6			Section)																

Plenum • FEP Insulation • Red Fluorocopolymer Jacket

 300V RMS Z-Fold®	87777	NEC:	3	See	500†	152.4	18.0	8.2	14.7Ω/M'	11.3Ω/M'	.234	5.94	50	69%	31	102	67	220	
		CMP		Chart 3	1000†	304.8	40.0	18.2	48.2Ω/km	37.1Ω/km									
		CEC:		(Tech Info															
		CMP FT6		Section)															
	87778	NEC:	6	See	500†	152.4	37.5	17.0	14.7Ω/M'	11.3Ω/M'	.309	7.85	50	69%	31	102	67	220	
CMP			Chart 3	1000†	304.8	73.0	33.2	48.2Ω/km	37.1Ω/km										
CEC:			(Tech Info																
CMP FT6			Section)																

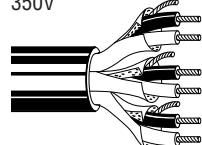
20 AWG Stranded (7x28) TC Conductors • Twisted Pairs • Individually Shielded w/Beldfoil (100% Coverage) • 22 AWG Stranded TC Drain Wire

Semi-rigid PVC Insulation • Overall Chrome PVC Jacket

 UL AWM Style 2464 (300V 80°C) Z-Fold®	9402	NEC:	2	Red &	U-500	U-152.4	26.0	11.8	—	—	.300	7.62	—	—	55	180	95	312	
		CMG		Black,	1000	304.8	52.0	23.7											
		CEC:		Green &															
		CMG FT4		White															

20 AWG Stranded (10x30) TC Conductors • Twisted Pairs • Individually Shielded w/Beldfoil (100% Coverage) • 22 AWG Stranded TC Drain Wire

Polypropylene Insulation • Black High-density Polyethylene Jacket

 350V	9883		3	See	500	152.4	28.5	12.9	6.4Ω/M'	11.2Ω/M'	.340	8.64	50	66%	30	98	55	180	
				Chart 3	1000	304.8	57.0	25.9	21.0Ω/km	36.8Ω/km									
				(Tech Info															
				Section)															
	9886		6	See	500	152.4	56.0	25.4	6.4Ω/M'	11.2Ω/M'	.455	11.56	50	66%	30	98	55	180	
			Chart 3	1000	304.8	108.0	49.0	21.0Ω/km	36.8Ω/km										
			(Tech Info																
			Section)																

DCR = DC Resistance • TC = Tinned Copper

* Capacitance between conductors.

** Capacitance between one conductor and other conductors connected to shield.

† Spools and/or UnReel® cartons are one piece, but length may vary ±10% for spools and ±5% for UnReel from length shown.

Plenum-Rated




Unshielded

Audio, Control and Instrumentation Cables






Description	Part No.	UL NEC/ C(UL) CEC Type	No. of Pairs	Color Code	Standard Lengths		Standard Unit Weight		Insulation Thickness		Jacket Thickness		Nominal OD	
					Ft.	m	Lbs.	kg	Inch	mm	Inch	mm	Inch	mm

22 AWG Stranded (7x30) Tinned Copper Conductors • Twisted Pairs

Plenum • FEP Insulation • Red FEP Jacket


	88442	NEC:	1	Black & Red	100	30.5	2.3	1.0	.006	.15	.012	.30	.102	2.59
		CMP			500 [†]	152.4	5.5	2.5						
		CEC:			1000 [†]	304.8	8.0	3.6						
		CMP FT6												
	88741	NEC:	2	Black & Red, Black & White	500 [†]	152.4	8.0	3.6	.006	.15	.012	.30	.169	4.29
		CMP			1000 [†]	304.8	16.0	7.3						
		CEC:												
		CMP FT6												
	88757	NEC:	4	Black & Red, Black & White, Black & Green, Black & Blue	500 [†]	152.4	14.0	6.4	.006	.15	.012	.30	.200	5.08
		CMP			1000 [†]	304.8	28.0	12.7						
		CEC:												
		CMP FT6												

Plenum • FEP Insulation • Natural Flamarrest® Jacket

	82442	NEC:	1	Black & Red	U-1000 [†]	U-304.8	9.0	4.1	.006	.15	.014	.36	.112	2.84
		CMP			1000 [†]	304.8	8.0	3.6						
		CEC:												
		CMP FT6												
	82741	NEC:	2	Black & Red, Black & White	U-1000 [†]	U-304.8	18.0	8.2	.006	.15	.014	.36	.179	4.55
		CMP			1000 [†]	304.8	20.0	9.1						
		CEC:												
		CMP FT6												
	82742	NEC:	3	Black & Red, Black & White, Black & Green	U-1000 [†]	U-304.8	24.0	10.9	.006	.15	.014	.36	.191	4.85
		CMP			1000 [†]	304.8	26.0	11.8						
		CEC:												
		CMP FT6												
	82757	NEC:	4	Black & Red, Black & White, Black & Green, Black & Blue	1000	304.8	32.0	14.5	.006	.15	.014	.36	.210	5.33
		CMP												
		CEC:												
		CMP FT6												
	82743	NEC:	6	Black & Red, Black & White, Black & Green, Black & Blue, Black & Yellow, Black & Brown	U-1000	U-304.8	44.0	20.0	.006	.15	.015	.38	.238	6.05
		CMP			1000	304.8	46.0	20.9						
		CEC:												
		CMP FT6												

18 AWG Stranded (19x30) Tinned Copper Conductors • Twisted Pair

Plenum • FEP Insulation • Red FEP Jacket

	89740	NEC:	1	Black & Red	100	30.5	3.0	1.4	.006	.15	.009	.23	.136	3.45
		CMP			500 [†]	152.4	9.0	4.1						
		CEC:			1000 [†]	304.8	15.0	6.8						
		CMP FT6												

Plenum • FEP Insulation • Red Fluorocopolymer Jacket

	87740	NEC:	1	Black & Red	500 [†]	152.4	9.0	4.1	.006	.15	.011	.28	.140	3.56
		CMP			1000 [†]	304.8	17.0	7.7						
		CEC:												
		CMP FT6												

Plenum • FEP Insulation • Natural Flamarrest Jacket

	82740	NEC:	1	Black & Red	U-1000	U-304.8	17.0	7.7	.006	.15	.015	.38	.147	3.73
		CMP			1000	304.8	16.0	7.3						
		CEC:												
		CMP FT6												

[†]Spools and/or UnReel® cartons are one piece, but length may vary ±10% for spools and ±5% for UnReel from length shown.

Plenum-Rated


Overall Beldfoil® Shield

Computer Cables for EIA RS-232 Applications


Description	Part No.	UL NEC/ C(UL) CEC Type	No. of Pairs	Color Code	Standard Lengths		Standard Unit Weight		Insulation Thickness		Jacket Thickness		Nominal OD		Nominal Capacitance			
					Ft.	m	Lbs.	kg	Inch	mm	Inch	mm	Inch	mm	* pF/ Ft.	* pF/ m	** pF/ Ft.	** pF/ m

24 AWG Stranded (7x32) Tinned Copper Conductors • Twisted Pairs • Overall Beldfoil Shield (100% Coverage) • 24 AWG Stranded TC Drain Wire

Plenum • FEP Insulation • Red FEP Jacket

	300V RMS	88641	NEC:	1	Black & Red	100	30.5	2.4	1.1	.006	.15	.014	.36	.106	2.69	31	102	59	194			
			CMP:			500†	152.4	6.0	2.7													
			CEC:			1000†	304.8	9.0	4.1													
			CMP FT6																			
		89503	NEC:	3	Black & White, Black & Red,	100	30.5	4.0	1.8	.006	.15	.014	.36	.175	4.45	21	69	40	131			
			CMP:			500†	152.4	10.5	4.8													
			CEC:			1000†	304.8	21.0	9.5													
			CMP FT6																			
		89504	NEC:	4	Black & White, Black & Red, Black & Green,	500†	152.4	13.0	5.9	.006	.15	.014	.36	.192	4.88	21	69	40	131			
			CMP:			1000†	304.8	29.0	13.2													
			CEC:																			
			CMP FT6																			
		89505	NEC:	5	Black & White, Black & Red, Black & Green, Black & Blue,	100	30.5	4.9	2.2	.006	.15	.014	.36	.197	5.00	21	69	40	131			
			CMP:			1000†	304.8	33.0	15.0													
			CEC:																			
			CMP FT6																			

Plenum • FEP Insulation • Natural Flamarrest® Jacket

	300V RMS	82641	NEC:	1	Black & Red	U-1000	U-304.8	9.0	4.1	.006	.15	.014	.36	.106	2.69	31	102	59	194		
			CMP:			1000	304.8	8.0	3.6												
			CEC:																		
			CMP FT6																		
		82502	NEC:	2	Black & White, Black & Red	U-500	U-152.4	8.0	3.6	.006	.15	.014	.36	.162	4.11	25	82	45	148		
			CMP:			U-1000	U-304.8	16.0	7.3												
			CEC:			1000	304.8	14.0	6.4												
			CMP FT6																		
		82503	NEC:	3	Black & White, Black & Red, Black & Green	U-1000	U-304.8	19.0	8.6	.006	.15	.014	.36	.169	4.29	25	82	45	148		
			CMP:			1000	304.8	18.0	8.2												
			CEC:																		
			CMP FT6																		
		82504	NEC:	4	Black & White, Black & Red, Black & Green, Black & Blue	U-1000	U-304.8	24.0	10.9	.006	.15	.014	.36	.193	4.90	25	82	45	148		
			CMP:			1000	304.8	26.0	11.8												
			CEC:																		
			CMP FT6																		
		82505	NEC:	5	See	U-1000	U-304.8	29.0	13.2	.006	.15	.015	.38	.196	4.98	25	82	45	148		
			CMP:		Chart 3	1000	304.8	31.0	14.0												
			CEC:		(Tech Info Section)																
			CMP FT6																		
		82506	NEC:	6	See	U-500	U-152.4	17.5	8.0	.006	.15	.015	.38	.209	5.31	25	82	45	148		
			CMP:		Chart 3	U-1000	U-304.8	34.0	15.5												
			CEC:		(Tech Info Section)	1000	304.8	35.0	15.9												
			CMP FT6																		
		82509	NEC:	9	See	1000	304.8	49.0	22.3	.006	.15	.015	.38	.246	6.25	23	75	42	138		
			CMP:		Chart 3																
			CEC:		(Tech Info Section)																
			CMP FT6																		
		82512	NEC:	12.5	See	1000	304.8	60.0	27.3	.006	.15	.015	.38	.278	7.06	23	75	42	138		
			CMP:		(12 pairs + 1 single)	Chart 3															
			CEC:		(Tech Info Section)																
			CMP FT6																		

TC = Tinned Copper

*Capacitance between conductors.

**Capacitance between one conductor and other conductors connected to shield.

† Spools and/or UnReel® cartons are one piece, but length may vary ±10% for spools and ±5% for UnReel from length shown.

Plenum-Rated

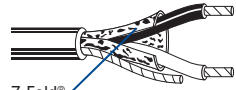
Overall Beldfoil® Shield

Audio, Control and Instrumentation Cables


Description	Part No.	UL NEC/ C(UL) CEC Type	No. of Pairs	Color Code	Standard Lengths		Standard Unit Weight		Insulation Thickness		Jacket Thickness		Nominal OD		Nominal Capacitance			
					Ft.	m	Lbs.	kg	Inch	mm	Inch	mm	Inch	mm	* pF/ Ft.	* pF/ m	** pF/ Ft.	** pF/ m

22 AWG Stranded (7x30) Tinned Copper Conductors • Twisted Pair • Overall Beldfoil Shield (100% Coverage) • 22 AWG Stranded TC Drain Wire

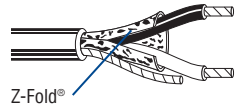
Plenum • FEP Insulation • Red FEP Jacket

300V RMS  Z-Fold®	88761	NEC:	1	Black,	100	30.5	2.7	1.2	.006	.15	.014	.36	.119	3.02	35	115	67	220		
		CMP		Red	U-500	U-152.4	7.5	3.4												
		CEC:				500	152.4	7.5	3.4											
		CMP FT6				U-1000	U-304.8	15.0	6.8											
						1000	304.8	12.0	5.5											

Plenum • FEP Insulation • Red Fluorocopolymer Jacket

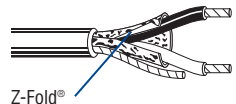
300V RMS  Z-Fold®	87761	NEC:	1	Black,	500	152.4	7.0	3.2	.006	.15	.014	.36	.116	2.95	35	115	67	220		
		CMP		Red	1000	304.8	11.0	5.0												
		CEC:																		
		CMP FT6																		

Plenum • FEP Insulation • Natural Flamarrest® Jacket

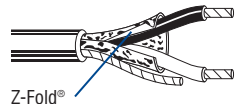
300V RMS  Z-Fold®	82761	NEC:	1	Black,	U-500	U-152.4	7.0	3.2	.006	.15	.014	.36	.116	2.95	35	115	67	220		
		CMP		Red	U-1000	U-304.8	14.0	6.4												
		CEC:				1000	304.8	11.0	5.0											
		CMP FT6																		

18 AWG Stranded (19x30) Tinned Copper Conductors • Twisted Pair • Overall Beldfoil Shield (100% Coverage) • 20 AWG Stranded TC Drain Wire

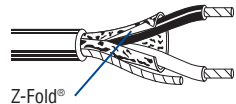
Plenum • FEP Insulation • Red FEP Jacket

300V RMS  Z-Fold®	88760	NEC:	1	Black,	100	30.5	3.7	1.7	.007	.18	.014	.36	.150	3.81	51	167	97	318		
		CMP		Red	U-500	U-152.4	12.5	5.7												
		CEC:				500	152.4	11.0	5.0											
		CMP FT6				U-1000	U-304.8	24.0	10.9											
						1000	304.8	22.0	10.0											

Plenum • FEP Insulation • Red Fluorocopolymer Jacket

300V RMS  Z-Fold®	87760	NEC:	1	Black,	U-500	U-152.4	12.5	5.7	.007	.18	.014	.36	.150	3.81	51	167	97	318		
		CMP		Red	500	152.4	10.5	4.8												
		CEC:				1000	304.8	21.0	9.5											
		CMP FT6																		

Plenum • FEP Insulation • Natural Flamarrest Jacket

300V RMS  Z-Fold®	82760	NEC:	1	Black,	U-500	U-152.4	12.0	5.5	.007	.18	.014	.36	.150	3.81	51	167	97	318		
		CMP		Red	U-1000	U-304.8	22.0	10.0												
		CEC:				1000	304.8	21.0	9.5											
		CMP FT6																		

TC = Tinned Copper

*Capacitance between conductors.

**Capacitance between one conductor and other conductors connected to shield.

Plenum-Rated

Overall Foil/Braid Shield

Low-Capacitance Computer and Computer P.O.S. Cables

Description	Part No.	UL NEC/ C(UL) CEC Type	No. of Pairs	Color Code	Standard Lengths		Standard Unit Weight		Nom. DCR		Nominal OD		Nom. Imp. (Ω)	Nom. Vel. of Prop.	Nom. Capacitance			
					Ft.	m	Lbs.	kg	Cond.	Shield	Inch	mm			* pF/ Ft.	* pF/ m	** pF/ Ft.	** pF/ m

Low Cap 24 AWG Stranded (7x32) TC Conductors • Twisted Pairs • Overall Beldfoil® (100% Coverage) + TC Braid Shield (90% Cov.) • Drain Wire

Plenum • Foam FEP Insulation • Natural Flamarrest® Jacket

	82841	NEC:	1	See Chart 5 (Tech Info Section)	500	152.4	13.0	6.0	24.0Ω/M'	3.1Ω/M'	.204	5.18	120	76%	12	39.4	22	72.2
		CMP			1000	304.8	26.0	11.8	78.7Ω/km	10.2Ω/km								

	82842	NEC:	2	See Chart 5 (Tech Info Section)	500	152.4	19.0	8.6	24.0Ω/M'	2.4Ω/M'	.273	6.93	120	76%	12	39.4	22	72.2
		CMP			1000	304.8	42.0	19.1	78.7Ω/km	7.9Ω/km								

Plenum • Foam FEP Insulation • Red FEP Jacket

	89841	NEC:	1	See Chart 5 (Tech Info Section)	500	152.4	13.5	6.1	24.0Ω/M'	3.1Ω/M'	.202	5.13	120	76%	12	39.4	22	72.2
		CMP			1000	304.8	27.0	12.3	78.7Ω/km	10.2Ω/km								

	89842 <small>new</small>	NEC:	2	See Chart 5 (Tech Info Section)	500	152.4	25.5	11.6	24.0Ω/M'	3.1Ω/M'	.305	7.75	120	76%	12	39.4	22	72.2
		CMP			1000	304.8	49.0	22.2	78.7Ω/km	10.2Ω/km								

22 AWG Solid TC Conductors • Twisted Pairs • Overall Beldfoil (100% Coverage) + TC Braid Shield (90% Coverage) • 22 AWG TC Drain Wire

Plenum • Solid FEP Insulation • Black FEP Jacket

	1269A	NEC:	2	Red & Blue, Black & Yellow	1000	304.8	48.0	21.8	16.5Ω/M'	2.1Ω/M'	.240	6.10	100	69.5%	15.5	50.9	27	88.6
		MPP, CMP							54.1Ω/km	6.9Ω/km								

22 AWG Solid TC Conductors • Twisted Pairs • Overall Beldfoil (100% Coverage) + TC Braid Shield (55% Cov.) + Polyester Tape • 22 AWG Drain Wire

Plenum • Solid FEP Insulation • Black FEP Jacket

	89855	NEC:	2	1 Pair: Red & Blue	500	152.4	22.5	10.2	16.5Ω/M'	4.9Ω/M'	.272	6.91	100	69.5%	15.5	50.9	27	88.6
		MPP, CMP			1000	304.8	42.0	19.1	54.1Ω/km	16.1Ω/km								

22 AWG Solid BC Conductors • Twisted Pairs • Overall Beldfoil (100% Coverage) + TC Braid Shield (55% Coverage) • 22 AWG Solid TC Drain Wire

Plenum • Solid FEP Insulation • Black FEP Jacket

	89696	NEC:	2	1 Pair: Blue & White with Blue Stripes	500	152.4	25.0	11.4	16.5Ω/M'	4.2Ω/M'	.262	6.65	100	69.5%	15.5	50.9	27	88.6
		MPP, CMP			1000	304.8	46.0	20.9	54.1Ω/km	13.8Ω/km								

BC = Bare Copper • DCR = DC Resistance • TC = Tinned Copper

*Capacitance between conductors.

**Capacitance between one conductor and other conductors connected to shield.



For more information, contact Belden Technical Support: 1-800-BELDEN-1 • www.belden.com

Belden114@CableCon.kr / 0707-434-7704 / Fax. 02-744-0909 / www.CableCon.co.kr

Plenum-Rated

Individually Shielded Pairs

Low-Capacitance Computer Cables for EIA RS-232, EIA RS-422, and Digital Audio Applications


Description	Part No.	UL NEC/ C(UL) CEC Type	No. of Pairs	Color Code	Standard Lengths		Standard Unit Weight		Nom. DCR		Nominal OD		Nom. Imp. (Ω)	Nom. Vel. of Prop.	Nom. Capacitance			
					Ft.	m	Lbs.	kg	Cond.	Shield	Inch	mm			* pF/ Ft.	* pF/ m	** pF/ Ft.	** pF/ m

24 AWG Stranded (7x32) TC Conductors • Twisted Pairs • Individually Shielded w/Beldfoil® (100% Coverage) • 24 AWG Stranded TC Drain Wire

Plenum • Foam FEP Insulation • Gray Fluorocopolymer Jacket

	300V RMS	89729	NEC: CMP CEC: CMP FT6	2	See Chart 5 (Tech Info Section)	500 1000	152.4 304.8	17.0 31.0	7.7 14.1	23.3Ω/M' 76.4Ω/km	14.4Ω/M' 47.2Ω/km	.261 6.63	100	76%	13.5	44	22.5	73.8
		89730	NEC: CMP CEC: CMP FT6	3	See Chart 5 (Tech Info Section)	500 1000	152.4 304.8	21.5 40.0	9.8 18.2	23.3Ω/M' 76.4Ω/km	14.4Ω/M' 47.2Ω/km	.278 7.06	100	76%	13.5	44	22.5	73.8
		89728	NEC: CMP CEC: CMP FT6	4	See Chart 5 (Tech Info Section)	500 1000	152.4 304.8	26.5 50.0	12.0 22.7	23.3Ω/M' 76.4Ω/km	14.4Ω/M' 47.2Ω/km	.307 7.80	100	76%	13.5	44	22.5	73.8
		89705	NEC: CMP CEC: CMP FT6	5	See Chart 5 (Tech Info Section)	500 1000	152.4 304.8	30.5 62.0	13.9 28.2	23.3Ω/M' 76.4Ω/km	14.4Ω/M' 47.2Ω/km	.333 8.50	100	76%	13.5	44	22.5	73.8
		89731	NEC: CMP CEC: CMP FT6	6	See Chart 5 (Tech Info Section)	500 1000	152.4 304.8	35.0 71.0	15.9 32.3	23.3Ω/M' 76.4Ω/km	14.4Ω/M' 47.2Ω/km	.361 9.17	100	76%	13.5	44	22.5	73.8
		89757	NEC: CMP CEC: CMP FT6	7	See Chart 5 (Tech Info Section)	500 1000	152.4 304.8	39.5 80.0	18.0 36.4	23.3Ω/M' 76.4Ω/km	14.4Ω/M' 47.2Ω/km	.361 9.17	100	76%	13.5	44	22.5	73.8
		89732	NEC: CMP CEC: CMP FT6	9	See Chart 5 (Tech Info Section)	1000	304.8	108.0	49.2	23.3Ω/M' 76.4Ω/km	14.4Ω/M' 47.2Ω/km	.433 10.90	100	76%	13.5	44	22.5	73.8
		89734	NEC: CMP CEC: CMP FT6	12	See Chart 5 (Tech Info Section)	500 1000	152.4 304.8	71.0 140.0	32.3 63.6	23.3Ω/M' 76.4Ω/km	14.4Ω/M' 47.2Ω/km	.498 12.65	100	76%	13.5	44	22.5	73.8
		89758	NEC: CMP CEC: CMP FT6	18	See Chart 5 (Tech Info Section)	500 1000	152.4 304.8	100.5 204.0	45.7 92.7	23.3Ω/M' 76.4Ω/km	14.4Ω/M' 47.2Ω/km	.616 15.65	100	76%	13.5	44	22.5	73.8

Plenum • Foam FEP Insulation • Natural Flamarrest® Jacket

	300V RMS	82729	NEC: CMP CEC: CMP FT6	2	See Chart 5 (Tech Info Section)	U-1000 1000	U-304.8 304.8	26.0 28.0	11.8 12.7	23.3Ω/M' 76.4Ω/km	14.4Ω/M' 47.2Ω/km	.255 6.48	100	76%	13.5	44	22.5	73.8
---	----------	--------------	--------------------------------	---	--	----------------	------------------	--------------	--------------	----------------------	----------------------	--------------	-----	-----	------	----	------	------

DCR = DC Resistance • TC = Tinned Copper

*Capacitance between conductors.

**Capacitance between one conductor and other conductors connected to shield.

Plenum-Rated


Individually Shielded Pairs

Audio, Control and Instrumentation Cables


Description	Part No.	UL NEC/ C(UL) CEC Type	No. of Pairs	Color Code	Standard Lengths		Standard Unit Weight		Nom. DCR		Nominal OD		Nom. Imp. of Prop. (Ω)	Nom. Vel. of Prop.	Nom. Capacitance			
					Ft.	m	Lbs.	kg	Cond.	Shield	Inch	mm			* pF/ Ft.	* pF/ m	** pF/ Ft.	** pF/ m


22 AWG Stranded (7x30) TC Conductors • Twisted Pairs • Individually Shielded Beldfoil® (100% Coverage) • 22 AWG Stranded TC Drain Wire††

Plenum • FEP Insulation • Natural Flamarrest® Jacket


 <p>Z-Fold®</p>	82723	NEC:	2	Red & Black,	U-500	U-152.4	10.5	4.8	14.7Ω/M'	16.6Ω/M'	.153	3.89	36	62%	43	141	75	246
		CMP			U-1000	U-304.8	20.0	9.1	48.2Ω/km	54.5Ω/km								
		CEC:			1000	304.8	19.0	8.6										
		CMP FT6			U-2000	U-609.6	40.0	18.2										

††82723 has 24 AWG drain wire
Pairs cabled on common axis to reduce diameter.


 <p>Z-Fold®</p>	82777	NEC:	3	See Chart 3	U-500	U-152.4	19.5	8.9	14.7Ω/M'	11.3Ω/M'	.237	6.02	46	62%	35	115	76	249
		CMP			U-1000	U-304.8	38.0	17.3	48.2Ω/km	37.1Ω/km								
		CEC:			1000	304.8	39.0	17.7										
		CMP FT6																


 <p>Z-Fold®</p>	82778	NEC:	6	See Chart 3	1000	304.8	71.0	32.2	14.7Ω/M'	11.3Ω/M'	.314	7.98	46	62%	35	115	76	249
		CMP						48.2Ω/km	37.1Ω/km									
		CEC:																
		CMP FT6																

Plenum • FEP Insulation • Red FEP Jacket

 <p>Z-Fold®</p>	88723	NEC:	2	Red & Black,	100	30.5	3.4	1.5	14.7Ω/M'	16.6Ω/M'	.148	3.76	40	69%	35	115	67	220
		CMP			500	152.4	11.0	5.0	48.2Ω/km	54.5Ω/km								
		CEC:			1000	304.8	19.0	8.6										
		CMP FT6																


††88723 has 24 AWG drain wire

 <p>Z-Fold®</p>	88777	NEC:	3	See Chart 3	100	30.5	6.0	2.7	14.7Ω/M'	11.3Ω/M'	.234	5.94	50	69%	31	102	67	220
		CMP			500	152.4	19.0	8.6	48.2Ω/km	37.1Ω/km								
		CEC:			1000	304.8	42.0	19.1										
		CMP FT6																


 <p>Z-Fold®</p>	88778	NEC:	6	See Chart 3	100	30.5	7.0	3.2	14.7Ω/M'	11.3Ω/M'	.309	7.85	50	69%	31	102	67	220
		CMP			500	152.4	38.5	17.5	48.2Ω/km	37.1Ω/km								
		CEC:			1000	304.8	75.0	34.1										
		CMP FT6																


Pairs cabled on common axis to reduce diameter.

Plenum • FEP Insulation • Red Fluorocopolymer Jacket

 <p>Z-Fold®</p>	87723	NEC:	2	Red & Black,	500	152.4	11.0	5.0	14.7Ω/M'	15.0Ω/M'	.148	3.76	40	69%	35	115	67	220
		CMP			1000	304.8	18.0	8.2	48.2Ω/km	49.2Ω/km								
		CEC:																
		CMP FT6																

††87723 has 24 AWG drain wire.

 <p>Z-Fold®</p>	87777	NEC:	3	See Chart 3	500	152.4	18.0	8.2	14.7Ω/M'	11.3Ω/M'	.234	5.94	50	69%	31	102	67	220
		CMP			1000	304.8	40.0	18.2	48.2Ω/km	37.1Ω/km								
		CEC:																
		CMP FT6																

 <p>Z-Fold®</p>	87778	NEC:	6	See Chart 3	500	152.4	37.5	17.0	14.7Ω/M'	11.3Ω/M'	.309	7.85	50	69%	31	102	67	220
		CMP			1000	304.8	73.0	33.2	48.2Ω/km	37.1Ω/km								
		CEC:																
		CMP FT6																

Pairs cabled on common axis to reduce diameter.

DCR = DC Resistance • FEP = Fluorinated Ethylene Propylene • TC = Tinned Copper

*Capacitance between conductors.

**Capacitance between one conductor and other conductors connected to shield.