

# Broadband Coax

## CATV Cables

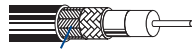
### Series 6

Description	Part No.	UL NEC/ C(UL) CEC Type	Standard Lengths		Standard Unit Weight		Conductor (stranding) Diameter Nom. DCR	Nominal Core OD		Shielding Materials Nom. DCR	Nominal OD		Nom. Imp. (Ω)	Nom. Vel. of Prop.	Nominal Capacitance		Nominal Attenuation		
			Ft.	m	Lbs.	kg		Inch	mm		Inch	mm			pF/Ft.	pF/m	MHz	dB/ 100 Ft.	dB/ 100m

**Series 6 • 18 AWG Solid .040" Bare Copper-covered Steel Conductor • Duobond® II + Aluminum Braid Shield (60% Coverage)**

#### Gas-injected Foam Polyethylene Insulation • Polyethylene Jacket (Black or Orange)

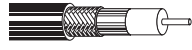
80°C	<b>9066</b>	—	1000	304.8	26.0	11.8	18 AWG (solid) .040" 28.0Ω/M' 91.9Ω/km	.180	4.57	Duobond II* + 60% Aluminum Braid 9.0Ω/M' 29.5Ω/km	.270	6.86	75	83%	16.2	53.1	See Chart on page 6.92		
------	-------------	---	------	-------	------	------	--	------	------	--	------	------	----	-----	------	------	---------------------------	--	--



CoreGuard®

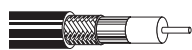
#### Gas-injected Foam Polyethylene Insulation • Black PVC Jacket

80°C	<b>9116</b>	NEC: CATV CM CEC: CM	U-500▲ 500▲ S-700 U-1000♦ 1000▼	U-152.4 U-152.4 U-213.4 U-304.8 U-304.8	15.0 16.0 18.2 30.0 31.0	6.8 7.3 8.3 13.6 14.1	18 AWG (solid) .040" 28.0Ω/M' 91.9Ω/km	.180	4.57	Duobond II* + 60% Aluminum Braid 9.0Ω/M' 29.5Ω/km	.270	6.86	75	83%	16.2	53.1	See Chart on page 6.92		
------	-------------	----------------------------------	---	---	--------------------------------------	-----------------------------------	--	------	------	--	------	------	----	-----	------	------	---------------------------	--	--

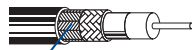


\*500 ft. and U-500 ft. put-ups also available in White.  
 \*U-1000 ft. put-up also available in White, Neutral or Beige.  
 \*1000 ft. put-up also available in White or Neutral.

80°C	<b>9116R</b>	NEC: CATVR CMG CEC: CMG FT4	U-1000 1000	U-304.8 U-304.8	33.0 34.0	15.0 15.4	18 AWG (solid) .040" 28.0Ω/M' 91.9Ω/km	.180	4.57	Duobond II* + 60% Aluminum Braid 9.0Ω/M' 29.5Ω/km	.270	6.86	75	83%	16.2	53.1	See Chart on page 6.92		
------	--------------	---	----------------	--------------------	--------------	--------------	--	------	------	--	------	------	----	-----	------	------	---------------------------	--	--

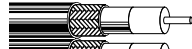


80°C	<b>1545A</b>	NEC: CATV CM CEC: CM	1000	304.8	31.0	14.1	18 AWG (solid) .040" 28.0Ω/M' 91.9Ω/km	.180	4.57	Duobond II* + 60% Aluminum Braid 9.0Ω/M' 29.5Ω/km	.270	6.86	75	83%	16.2	53.1	See Chart on page 6.92  Sweep tested 5 MHz to 1 GHz.		
------	--------------	----------------------------------	------	-------	------	------	--	------	------	--	------	------	----	-----	------	------	---	--	--

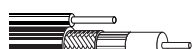


CoreGuard®

80°C	<b>9077</b>	NEC: CATV CM CEC: CM	1000	304.8	64.0	29.1	18 AWG (solid) .040" 28.0Ω/M' 91.9Ω/km	.180	4.57	Duobond II* + 60% Aluminum Braid 9.0Ω/M' 29.5Ω/km	.270 x .590	6.86 x 14.99	75	83%	16.2	53.1	See Chart on page 6.92  Sweep tested 5 MHz to 1 GHz.		
------	-------------	----------------------------------	------	-------	------	------	--	------	------	--	-------------------	--------------------	----	-----	------	------	---	--	--



80°C	<b>9117M</b>	—	1000	304.8	44.0	20.0	18 AWG (solid) .040" 28.0Ω/M' 91.9Ω/km	.180	4.57	Duobond II* + 60% Aluminum Braid 9.0Ω/M' 29.5Ω/km	.270 x .410	6.86 x 10.41	75	83%	16.2	53.1	See Chart on page 6.92		
------	--------------	---	------	-------	------	------	--	------	------	--	-------------------	--------------------	----	-----	------	------	---------------------------	--	--



.051" (1.3mm) galvanized steel messenger.

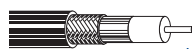
80°C	<b>1258AM</b>	—	1000	304.8	42.0	19.1	18 AWG (solid) .040" 28.0Ω/M' 91.9Ω/km	.180	4.57	Duobond II* + 60% Aluminum Braid 9.0Ω/M' 29.5Ω/km	.270 x .410	6.86 x 10.41	75	83%	16.2	53.1	See Chart on page 6.92  Sweep tested 5 MHz to 1 GHz.		
------	---------------	---	------	-------	------	------	--	------	------	--	-------------------	--------------------	----	-----	------	------	---	--	--



.051" (1.3mm) galvanized steel messenger.

#### Gas-injected Foam Polyethylene Insulation • Black Low-Smoke, Zero-Halogen Jacket

75°C	<b>9116SB</b> LSZH and ABS Type Approved <b>new</b>	NEC: CMG-LS CEC: CMG-LS FT4 Limited Smoke	1000	304.8	31.0	14.1	18 AWG (solid) .040" 28.0Ω/M' 91.9Ω/km	.180	4.57	Duobond II* + 60% Aluminum Braid 9.0Ω/M' 29.5Ω/km	.274	6.96	75	83%	16.2	53.1	See Chart on page 6.92  Sweep tested 5 MHz to 3 GHz.		
------	--	--	------	-------	------	------	--	------	------	--	------	------	----	-----	------	------	---	--	--



#### Plenum • Foam FEP Insulation • Natural Flamarrest® Jacket

75°C	<b>9116P</b>	NEC: CATVP CMP CEC: CMP FT6	U-1000 1000	U-304.8 U-304.8	27.0 27.0	12.3 12.3	18 AWG (solid) .040" 28.0Ω/M' 91.9Ω/km	.170	4.32	Duobond II* + 60% Aluminum Braid 9.0Ω/M' 29.5Ω/km	.235	5.97	75	83%	16.3	53.5	1 10 50 100 200 400 700 900 1000	.3 .7 1.6 2.2 3.0 4.6 6.6 7.7 8.2	1.0 2.2 5.3 7.2 9.8 15.1 21.7 25.3 26.9
------	--------------	---	----------------	--------------------	--------------	--------------	--	------	------	--	------	------	----	-----	------	------	--	---	---



BCCS = Bare Copper-covered Steel • DCR = DC Resistance • FEP = Fluorinated Ethylene Propylene  
 Contact the Belden Customer Service Department for a Comprehensive Connector Cross Reference. **1-800-BELDEN-1**.  
 \*Duobond II = Bonded Duofoil® (100% coverage) + aluminum braid (67% coverage).