

Broadband Coax

CATV Cables

Series 6

Description	Part No.	UL NEC/ C(UL) CEC Type	Standard Lengths		Standard Unit Weight		Conductor (stranding) Diameter Nom. DCR	Nominal Core OD		Shielding Materials Nom. DCR	Nominal OD		Nom. Imp. (Ω)	Nom. Vel. of Prop.	Nominal Capacitance		Nominal Attenuation		
			Ft.	m	Lbs.	kg		Inch	mm		Inch	mm			pF/Ft.	pF/m	MHz	dB/ 100 Ft.	dB/ 100m

Series 6 • 18 AWG Solid .040" Bare Copper-covered Steel Conductor • Duobond® II + Aluminum Braid Shield (60% Coverage)

Gas-injected Foam Polyethylene Insulation • Polyethylene Jacket (Black or Orange)

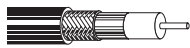
80°C	9066	—	1000	304.8	26.0	11.8	18 AWG (solid) .040" 28.0Ω/M' 91.9Ω/km	.180	4.57	Duobond II* + 60% Aluminum Braid 9.0Ω/M' 29.5Ω/km	.270	6.86	75	83%	16.2	53.1	See Chart on page 6.92		
------	-------------	---	------	-------	------	------	--	------	------	--	------	------	----	-----	------	------	---------------------------	--	--



CoreGuard®


Gas-injected Foam Polyethylene Insulation • Black PVC Jacket

80°C	9116	NEC: CATV CM CEC: CM	U-500▲ 500▲ S-700 U-1000♦ 1000▼	U-152.4 U-152.4 U-213.4 U-304.8 U-304.8	15.0 16.0 18.2 30.0 31.0	6.8 7.3 8.3 13.6 14.1	18 AWG (solid) .040" 28.0Ω/M' 91.9Ω/km	.180	4.57	Duobond II* + 60% Aluminum Braid 9.0Ω/M' 29.5Ω/km	.270	6.86	75	83%	16.2	53.1	See Chart on page 6.92		
------	-------------	----------------------------------	---	---	--------------------------------------	-----------------------------------	--	------	------	--	------	------	----	-----	------	------	---------------------------	--	--

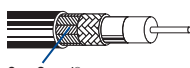


*500 ft. and U-500 ft. put-ups also available in White.
*U-1000 ft. put-up also available in White, Neutral or Beige.
*1000 ft. put-up also available in White or Neutral.

80°C	9116R	NEC: CATVR CMG CEC: CMG FT4	U-1000 1000	U-304.8 U-304.8	33.0 34.0	15.0 15.4	18 AWG (solid) .040" 28.0Ω/M' 91.9Ω/km	.180	4.57	Duobond II* + 60% Aluminum Braid 9.0Ω/M' 29.5Ω/km	.270	6.86	75	83%	16.2	53.1	See Chart on page 6.92		
------	--------------	---	----------------	--------------------	--------------	--------------	--	------	------	--	------	------	----	-----	------	------	---------------------------	--	--




80°C	1545A	NEC: CATV CM CEC: CM	1000	304.8	31.0	14.1	18 AWG (solid) .040" 28.0Ω/M' 91.9Ω/km	.180	4.57	Duobond II* + 60% Aluminum Braid 9.0Ω/M' 29.5Ω/km	.270	6.86	75	83%	16.2	53.1	See Chart on page 6.92 Sweep tested 5 MHz to 1 GHz.		
------	--------------	----------------------------------	------	-------	------	------	--	------	------	--	------	------	----	-----	------	------	---	--	--

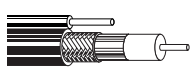


CoreGuard®

80°C	9077	NEC: CATV CM CEC: CM	1000	304.8	64.0	29.1	18 AWG (solid) .040" 28.0Ω/M' 91.9Ω/km	.180	4.57	Duobond II* + 60% Aluminum Braid 9.0Ω/M' 29.5Ω/km	.270 x .590	6.86 x 14.99	75	83%	16.2	53.1	See Chart on page 6.92 Sweep tested 5 MHz to 1 GHz.		
------	-------------	----------------------------------	------	-------	------	------	--	------	------	--	-------------------	--------------------	----	-----	------	------	---	--	--

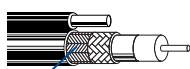


80°C	9117M	—	1000	304.8	44.0	20.0	18 AWG (solid) .040" 28.0Ω/M' 91.9Ω/km	.180	4.57	Duobond II* + 60% Aluminum Braid 9.0Ω/M' 29.5Ω/km	.270 x .410	6.86 x 10.41	75	83%	16.2	53.1	See Chart on page 6.92		
------	--------------	---	------	-------	------	------	--	------	------	--	-------------------	--------------------	----	-----	------	------	---------------------------	--	--



.051" (1.3mm) galvanized steel messenger.

80°C	1258AM	—	1000	304.8	42.0	19.1	18 AWG (solid) .040" 28.0Ω/M' 91.9Ω/km	.180	4.57	Duobond II* + 60% Aluminum Braid 9.0Ω/M' 29.5Ω/km	.270 x .410	6.86 x 10.41	75	83%	16.2	53.1	See Chart on page 6.92 Sweep tested 5 MHz to 1 GHz.		
------	---------------	---	------	-------	------	------	--	------	------	--	-------------------	--------------------	----	-----	------	------	---	--	--



.051" (1.3mm) galvanized steel messenger.

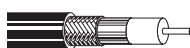
Gas-injected Foam Polyethylene Insulation • Black Low-Smoke, Zero-Halogen Jacket

75°C	9116SB LSZH and ABS Type Approved new	NEC: CMG-LS CEC: CMG-LS FT4 Limited Smoke	1000	304.8	31.0	14.1	18 AWG (solid) .040" 28.0Ω/M' 91.9Ω/km	.180	4.57	Duobond II* + 60% Aluminum Braid 9.0Ω/M' 29.5Ω/km	.274	6.96	75	83%	16.2	53.1	See Chart on page 6.92 Sweep tested 5 MHz to 3 GHz.		
------	--	--	------	-------	------	------	--	------	------	--	------	------	----	-----	------	------	---	--	--



Plenum • Foam FEP Insulation • Natural Flamarrest® Jacket

75°C	9116P	NEC: CATVP CMP CEC: CMP FT6	U-1000 1000	U-304.8 U-304.8	27.0 27.0	12.3 12.3	18 AWG (solid) .040" 28.0Ω/M' 91.9Ω/km	.170	4.32	Duobond II* + 60% Aluminum Braid 9.0Ω/M' 29.5Ω/km	.235	5.97	75	83%	16.3	53.5	1 10 50 100 200 400 700 900 1000	.3 .7 1.6 2.2 3.0 4.6 6.6 7.7 8.2	1.0 2.2 5.3 7.2 9.8 15.1 21.7 25.3 26.9
------	--------------	---	----------------	--------------------	--------------	--------------	--	------	------	--	------	------	----	-----	------	------	--	---	---



BCCS = Bare Copper-covered Steel • DCR = DC Resistance • FEP = Fluorinated Ethylene Propylene
Contact the Belden Customer Service Department for a Comprehensive Connector Cross Reference. **1-800-BELDEN-1**.

*Duobond II = Bonded Duofoil® (100% coverage) + aluminum braid (67% coverage).



For more information, contact **Belden Technical Support: 1-800-BELDEN-1 • www.belden.com**

Belden114@CableCon.kr / 0707-434-7704 / Fax. 02-744-0909 / www.CableCon.co.kr

Precision Video Cable for Analog and Digital

RG-6/U and RG-11/U Type



Description	Part No.	UL NEC/ C(UL) CEC Type	Standard Lengths		Standard Unit Weight		Conductor (stranding) Diameter Nom. DCR	Nominal Core OD		Shielding Materials Nom. DCR	Nominal OD		Nom. Imp. (Ω)	Nom. Vel. of Prop.	Nominal Capacitance		Nominal Attenuation		
			Ft.	m	Lbs.	kg		Inch	mm		Inch	mm			pF/Ft.	pF/m	MHz	dB/ 100 Ft.	dB/ 100m

RG-6/U Type • 18 AWG Solid .040" Bare Copper Conductor • Duofoil® (100% Coverage) + Tinned Copper Braid Shield (95% Coverage)

Gas-injected Foam HDPE Insulation • PVC Jacket (Available in 10 colors)*

SDI/HDTV	1694A	NEC:	500 [▲]	152.4	20.5	9.3	18 AWG	.180	4.57	Duofoil	.275	6.99	75	82%	16.2	53.1	1	2	.8
Digital Video		CMR	1000	304.8	45.0	20.5	(solid)			+ 95%							3.6	.5	1.5
75°C		CEC:	4500	1371.6	202.5	91.9	.040"			TC Braid							10	.7	2.4
		CMG FT4					BC			2.8Ω/M'							71.5	1.6	5.2
							6.4Ω/M'			9.2Ω/km							135	2.1	6.9
							21.0Ω/km										270	3.0	9.7
																	360	3.4	11.3
																	540	4.3	13.9
																	720	4.9	16.1
																	750	5.0	16.4
																	1000	5.9	19.3
																	1500	7.3	24.0
																	2250	9.1	30.0
																	3000	10.7	35.0

*500 ft. put-up available in Black only.

Gas-injected Foam HDPE Insulation • Black Low-Smoke, Zero-Halogen Jacket

SDI/HDTV	1694SB	NEC:	1000	304.8	46.0	20.9	18 AWG	.180	4.57	Duofoil	.274	6.96	75	82%	16.2	53.1	1	2	.8
Digital Video		CMG-LS					(solid)			+ 95%							3.6	.5	1.5
75°C		CEC:					.040"			TC Braid							10	.7	2.4
		CMG-LS FT4					BC			2.8Ω/M'							71.5	1.6	5.2
		Limited Smoke					6.4Ω/M'			9.2Ω/km							135	2.1	6.9
							21.0Ω/km										270	3.0	9.7
																	360	3.4	11.3
																	540	4.3	13.9
																	720	4.9	16.1
																	750	5.0	16.4
																	1000	5.9	19.3
																	1500	7.3	24.0
																	2250	9.1	30.0
																	3000	10.7	35.0

Plenum • Foam FEP Insulation • Flammarrest® Jacket (Available in 10 colors)**

SDI/HDTV	1695A	NEC:	500 [†] *	152.4	20.5	9.3	18 AWG	.170	4.32	Duofoil	.234	5.94	75	82%	16.2	53.1	1	2	.8
Digital Video		CMP	1000	304.8	45.0	20.5	(solid)			+ 95%							3.6	.5	1.5
75°C		CEC:					.040"			TC Braid							10	.8	2.5
		CMG FT6					BC			2.8Ω/M'							71.5	1.8	5.8
							6.4Ω/M'			9.2Ω/km							135	2.4	7.9
							21.0Ω/km										270	3.4	11.2
																	360	4.0	13.1
																	540	5.2	17.1
																	720	6.1	20.0
																	750	6.2	20.3
																	1000	7.3	24.0
																	1500	9.2	30.2
																	2250	11.6	38.0
																	3000	13.7	44.9

*500 ft. put-up available in Black or Natural only. Black jacket suitable for Indoor, Outdoor and Aerial applications.

RG-11/U Type • 14 AWG Solid .064" Bare Copper Conductor • Duofoil (100% Coverage) + Tinned Copper Braid Shield (95% Coverage)

Gas-injected Foam HDPE Insulation • PVC Jacket (Available in 10 colors)*

SDI/HDTV	7731A	NEC:	500 [▼]	152.4	46.5	21.1	14 AWG	.280	7.11	Duofoil	.405	10.3	75	85%	16.0	52.4	1	2	.5
Digital Video		CMR	1000	304.8	95.0	43.1	(solid)			+ 95%							10	.5	1.5
75°C		CEC:	4000	1219.2	388.0	176.2	.064"			TC Braid							71.5	1.1	3.6
		CMG FT4					BC			1.5Ω/M'							135	1.5	4.8
							2.5Ω/M'			4.9Ω/km							270	2.1	6.9
							8.2Ω/km										360	2.5	8.0
																	540	3.1	10.0
																	720	3.6	11.7
																	750	3.7	12.0
																	1000	4.3	14.1
																	1500	5.5	18.0
																	2250	6.9	22.6
																	3000	8.2	26.9

*500 ft. put-up available in Red or Black only.

Plenum • Foam FEP Insulation • Fluorocopolymer Jacket (Available in 10 colors)**

SDI/HDTV	7732A	NEC:	500 [•]	152.4	45.0	20.5	14 AWG	.274	6.96	Duofoil	.348	8.84	75	83%	16.3	53.5	1	2	.5
Digital Video		CMP	1000	304.8	90.0	40.9	(solid)			+ 95%							10	.4	1.3
150°C		CEC:	2000 ⁺	609.6	176.0	80.0	.064"			TC Braid							71.5	1.2	4.1
		CMG FT6					BC			1.6Ω/M'							135	1.8	5.8
							2.5Ω/M'			5.3Ω/km							270	2.6	8.5
							8.2Ω/km										360	3.1	10.2
																	540	3.9	12.8
																	720	4.6	15.0
																	750	4.7	15.4
																	1000	5.5	18.0
																	1500	6.9	22.7
																	2250	9.2	30.2
																	3000	10.2	33.5

*500 ft. put-up available in Black or Natural only.

**2000 ft. put-up available in Natural only.

Suitable for Outdoor and Direct Burial applications.

BC = Bare Copper • DCR = DC Resistance • FEP = Fluorinated Ethylene Propylene • HDPE = High-density Polyethylene • TC = Tinned Copper

Contact the Belden Customer Service Department for a Comprehensive Connector Cross Reference. 1-800-BELDEN-1. Request quotations of RG-U cables not listed.

* Non-Plenum Available in Black, Brown, Red, Orange, Yellow, Green, Blue, Purple, Gray or White.

** Plenum Available in Black, Brown, Red, Orange, Yellow, Green, Blue, Purple, Gray or Natural.

† Final put-up length may vary ±10% for spools or reels and ±5% for Unreel cartons from length shown.



For more information, contact Belden Technical Support: 1-800-BELDEN-1 • www.belden.com

Belden114@CableCon.kr / 0707-434-7704 / Fax. 02-744-0909 / www.CableCon.co.kr