

## Bundled RGB Cable

### Miniature and High-Flex Type



Description	Part No.	UL NEC/ C(UL) CEC Type	No. of Cond.	Standard Lengths		Standard Unit Weight		Conductor (stranding) Diameter Nom. DCR	Nominal Core OD		Shielding Materials Nom. DCR	Nominal OD		Nom. Imp. (Ω)	Nom. Vel. of Prop.	Nominal Capacitance		Nominal Attenuation		
				Ft.	m	Lbs.	kg		Inch	mm		Inch	mm			pF/Ft.	pF/m	MHz	dB/ 100 Ft.	dB/ 100m

**Miniature • 30 AWG** Stranded (7x38) .012" TC Cond. • Coaxes: Duofoil® (100% Coverage) + TC Braid (90% Cov.) • Overall: Beldfoil® Shield (100% Cov.)

**Foam HDPE Insulation • Inner PVC Jackets (Color Code: See Chart Below) • Overall Black PVC Jacket**

	UL AWM Style 1354 (30V 60°C)	<b>1520A</b>	NEC: CL2	3	500 1000	152.4 304.8	23.0 50.0	10.4 22.7	30 AWG (7x38) .012" TC 100.0Ω/M' 328.0Ω/km	.056 Coax OD: .102	1.42 2.59	Coaxes: Duofoil + 90% TC Braid Overall: Beldfoil 9.5Ω/M' 31.2Ω/km	.283 7.19	75	78%	17.3	56.7	1 5 10 30 50 100 200 400 700 900 1000	.8 1.5 2.2 4.0 5.4 8.2 12.5 18.9 26.5 30.8 32.8	2.6 4.9 7.2 13.1 17.7 26.9 41.0 62.0 86.9 101.0 107.6	
	<b>1521A</b>	NEC: CL2	4	500 1000	152.4 304.8	31.0 60.0	14.1 27.3	same as above	.056 Coax OD: .102	1.42 2.59	same as above	.310 7.87						900 1000	30.8 32.8	101.0 107.6	
	<b>1522A</b>	NEC: CL2	5	500 1000	152.4 304.8	34.5 67.0	15.6 30.4	same as above	.056 Coax OD: .102	1.42 2.59	same as above	.338 8.59									

**High-Flex • 26 AWG** Stranded (7x34) .019" Bare Copper Conductors • Duofoil (100% Coverage) + TC Braid Shield (93% Coverage)

**Foam HDPE Insulation • Inner PVC Jackets (Color Code: See Chart Below) • Overall Matte Black PVC Jacket**

	60°C	<b>1406B</b>	—	3	1000	304.8	79.0	35.8	26 AWG (7x34) .019" BC 41.5Ω/M' 136.0Ω/km	.090 Coax OD: .146	2.29 3.71	Duofoil + 93% TC Braid 8.6Ω/M' 28.2Ω/km	.388 9.86	75	78%	17.3	56.7	1 5 10 30 50 100 200 400 700 900 1000	.6 1.3 1.8 3.1 3.9 5.4 7.5 10.4 13.5 15.2 15.9	2.0 4.3 5.9 10.2 12.8 17.7 24.6 34.1 44.3 49.9 52.2	
	<b>1407B</b>	—	4	1000	304.8	100.0	45.5	same as above	.090 Coax OD: .146	2.29 3.71	same as above	.455 11.56						700 900 1000	13.5 15.2 15.9	44.3 49.9 52.2	
	<b>1417B</b>	—	5	1000	304.8	110.0	49.9	same as above	.090 Coax OD: .146	2.29 3.71	same as above	.477 12.12									

BC = Bare Copper • DCR = DC Resistance • HDPE = High-density Polyethylene • TC = Tinned Copper

Contact the Belden Customer Service Department for a Comprehensive Connector Cross Reference. **1-800-BELDEN-1**. Request quotations of cables not listed.

#### Color Code Chart

Cond.	Color
1	Red
2	Green
3	Blue
4	White
5	Yellow

Bundled RGB Cable

CM, CMR and CMP Rated



Description	Part No.	UL NEC/ C(UL) CEC Type	No. of Cond.	Standard Lengths		Standard Unit Weight		Conductor (stranding) Diameter Nom. DCR	Nominal Core OD		Shielding Materials Nom. DCR	Nominal OD		Nom. Imp. (Ω)	Nom. Vel. of Prop.	Nominal Capacitance		Nominal Attenuation		
				Ft.	m	Lbs.	kg		Inch	mm		Inch	mm			pF/Ft.	pF/m	MHz	dB/100 Ft.	dB/100m

26 AWG Stranded (7x34) .019" BC Conductor • Duofoil® (100% Coverage) + TC Braid Shield (93% Coverage) • Overall Polyester Tape

Foam HDPE Insulation • Inner PVC Jacket (Color Code: See Chart Below) • Overall Black PVC Jacket

	UL AWM Styles 1354 and 2668 (30V 60°C)	<b>1164B</b>	NEC: CM CEC: CM	3	500 1000	152.4 304.8	38.0 78.0	17.2 35.5	26 AWG (7x34) .019" BC 41.5Ω/M' 136.1Ω/km	.090 Coax OD: + 93% .146 3.71	2.29 TC Braid 8.6Ω/M' 28.2Ω/km	.388 9.86	75	78%	17.3	56.7	1 5 10 30 50 100 200 400 700 900 1000	.6 1.3 1.8 3.1 3.9 5.4 7.5 10.4 13.5 15.2 15.9	2.0 4.3 5.9 10.2 12.8 17.7 24.6 34.1 44.3 49.9 52.2	
		<b>1167B</b>	NEC: CM CEC: CM	4	1000	304.8	105.0	47.7	same as above	.090 Coax OD: .146 3.71	2.29 as above	.455 11.56								
		<b>1418B</b>	NEC: CM CEC: CM	5	500 1000	152.4 304.8	61.5 119.0	27.9 54.0	same as above	.090 Coax OD: .146 3.71	2.29 as above	.477 12.12								

Color Code Chart

Cond.	Color	Cond.	Color
1	Red	4	White
2	Green	5	Yellow
3	Blue		

25 AWG Solid .018" Tinned Copper Conductors • Duobond® (100% Coverage) + Tinned Copper Interlocked Serve Shield (95% Coverage)

PFPA Insulation • Inner PVC Jacket (Color Code: See chart below) • Overall Black PVC Jacket

	300V RMS 60°C	<b>1277R</b> <small>new</small>	NEC: CMR CEC: CMG	3	500 <sup>†</sup> 1000 <sup>†</sup>	152.4 304.8	25.5 48.0	11.6 21.8	25 AWG (solid) .018" TC 34.0Ω/M' 111.6Ω/km	.074 Coax OD: .114 2.90	1.88 + 95% TC Braid 5.4Ω/M' 17.7Ω/km	.320 8.13	75	80%	17.0	55.8	1 5 50 100 200 400 750 900 1000 3000	.5 1.2 3.7 4.9 6.7 9.5 13.4 15.0 15.8 31.2	1.7 3.8 12.1 16.1 22.0 31.2 44.0 49.2 51.8 102.4
		<b>1278R</b> <small>new</small>	NEC: CMR CEC: CMG	4	250 500 <sup>†</sup> 1000 <sup>†</sup>	76.2 152.4 304.8	21.8 31.5 60.0	9.9 14.3 27.2	same as above	.074 Coax OD: .114 2.90	1.88 as above	.351 8.92							
		<b>1279R</b> <small>new</small>	NEC: CMR CEC: CMG	5	500 <sup>†</sup> 1000 <sup>†</sup>	152.4 304.8	40.5 80.0	18.4 36.3	same as above	.074 Coax OD: .114 2.90	1.88 as above	.403 10.24							
		<b>1280R</b> <small>new</small>	NEC: CMR CEC: CMG	6	500 <sup>†</sup> 1000 <sup>†</sup>	152.4 304.8	44.0 87.0	20.0 39.5	same as above	.074 Coax OD: .114 2.90	1.88 as above	.423 10.74							

100% Sweep tested. 5 MHz to 850 MHz. See page 6.34 for single coax versions.

Color Code Chart

Cond.	Color	Cond.	Color
1	Red	4	Yellow
2	Green	5	Black
3	Blue	6	White

Plenum • PFPA Insulation • Inner Fluorocopolymer Jacket (Color Code: See chart below) • Overall Gray PVC Jacket

	300V RMS 60°C	<b>1277P</b> <small>new</small>	NEC: CMP CEC: CMP	3	500 1000	152.4 304.8	19.0 41.0	9.8 19.5	25 AWG (solid) .018" TC 34.0Ω/M' 11.6Ω/km	.074 Coax OD: .111 2.92	1.91 + 95% TC Braid 5.4Ω/km 17.7Ω/km	.276 7.01	75	81%	16.8	55.1	1 5 50 100 200 400 750 1000	.5 1.2 3.8 5.2 7.1 10.0 14.3 16.9	1.6 3.9 12.5 17.1 23.3 32.8 46.9 55.4
		<b>1278P</b> <small>new</small>	NEC: CMP CEC: CMP	4	500 1000	152.4 304.8	27.0 52.0	12.7 24.1	same as above	.074 Coax OD: .111 2.92	1.91 as above	.304 7.72							
		<b>1279P</b> <small>new</small>	NEC: CMP CEC: CMP	5	250 500 1000	76.2 152.4 304.8	19.0 34.0 68.0	8.6 15.9 31.3	same as above	.074 Coax OD: .111 2.92	1.91 as above	.335 8.51							
		<b>1280P</b> <small>new</small>	NEC: CMP CEC: CMP	6	500 1000	152.4 304.8	39.0 79.0	17.7 35.9	same as above	.074 Coax OD: .111 2.92	1.91 as above	.369 9.37							

100% Sweep tested. 5 MHz to 850 MHz. See page 6.34 for single coax versions.

Color Code Chart

Cond.	Color	Cond.	Color
1	Red	4	Yellow
2	Green	5	Black
3	Blue	6	White

BC = Bare Copper • DCR = DC Resistance • PFPA = Foam Perfluoroalkoxy • HDPE = High-density Polyethylene • TC = Tinned Copper

Contact the Belden Customer Service Department for a more Comprehensive Connector Cross Reference. 1-800-BELDEN-1.

Request quotations of cables not listed.

†Spools are one piece, but length may vary ±10% from length shown.



For more information, contact Belden Technical Support: 1-800-BELDEN-1 • www.belden.com

Belden114@CableCon.kr / 0707-434-7704 / Fax. 02-744-0909 / www.CableCon.co.kr

**Bundled RGB Cable**

Banana Peel® Unjacketed Bundles Mini Hi-Res Component Video  
CMR and CMP Rated



Description	Part No.	UL NEC/ C(UL) CEC Type	No. of Cond.	Standard Lengths		Standard Unit Weight		Conductor (stranding) Diameter Nom. DCR	Nominal Core OD		Shielding Materials Nom. DCR	Nominal OD		Nom. Imp. (Ω)	Nom. Vel. of Prop.	Nominal Capacitance		Nominal Attenuation		
				Ft.	m	Lbs.	kg		Inch	mm		Inch	mm			pF/Ft.	pF/m	MHz	dB/ 100 Ft.	dB/ 100m

**Miniature • 25 AWG** Solid .018" TC Conductors • Duobond® (100% Coverage) + TC Interlocked Serve Shield (95% Coverage)

**Gas-injected Foam HDPE Insulation • PVC Jackets** (Color Code: See chart below) • **Center Spine • No Overall Jacket**

	<b>1281S3</b> <small>new</small>	NEC: CMR CEC: CMG	3	500 <sup>†</sup> 1000 <sup>†</sup>	152.4 304.8	17.0 31.0	7.7 14.1	25 AWG (solid) .018" TC 34.0Ω/M' 111.6Ω/km	.074	1.88	Duobond (100%) + TC Serve (95%) 5.4Ω/M' 17.7Ω/km	Single: .114 2.90 Overall: .246 6.25	75	80%	17.0	55.8	1 5 50 100 200 400 750 900 1000	.52 1.2 3.7 4.9 6.7 9.5 13.4 15.0 15.8	1.7 3.8 12.1 16.1 22.0 31.2 44.0 49.2 51.8	
	<b>1281S4</b> <small>new</small>	NEC: CMR CEC: CMG	4	500 <sup>†</sup> 1000 <sup>†</sup>	152.4 304.8	23.5 44.0	10.7 20.0	same as above	.074	1.88	same as above	Single: .114 2.90 Overall: .275 6.99					3000	31.2	102.4	
	<b>1281S5</b> <small>new</small>	NEC: CMR CEC: CMG	5*	250 <sup>†</sup> 500 <sup>†</sup> 1000 <sup>†</sup>	76.2 152.4 304.8	16.0 28.5 55.0	7.3 12.9 25.0	same as above	.074	1.88	same as above	Single: .114 2.90 Overall: .308 7.82								100% Sweep tested. 5 MHz to 850 MHz. Guaranteed Return Loss -20db max. U.S. Patent 7,049,523
	<b>1281S6</b> <small>new</small>	NEC: CMR CEC: CMG FT4	6*	500 <sup>†</sup> 1000 <sup>†</sup>	152.4 304.8	33.5 68.0	15.2 30.8	same as above	.074	1.88	same as above	Single: .114 2.90 Overall: .342 8.69								

**Plenum • FPFA • Flamarrest® Jackets** (Color Code: See chart below) • **Center Spine • No Overall Jacket**

	<b>1282S3</b> <small>new</small>	NEC: CMP CEC: CMP	3	500 1000	152.4 304.8	18.5 34.0	8.4 15.4	25 AWG (solid) .018" TC 34.0Ω/M' 111.6Ω/km	.075	1.91	Duobond (100%) + TC Serve (95%) 5.4Ω/M' 17.7Ω/km	Single: .114 2.90 Overall: .246 6.25	75	81%	16.8	55.1	1 5 50 100 200 400 750 1000 2250 3000	.50 1.2 3.8 5.2 7.1 10.0 14.3 16.9 25.5 33.9	1.6 3.9 12.1 17.1 23.1 32.9 47.0 55.4 83.6 111.3	
	<b>1282S4</b> <small>new</small>	NEC: CMP CEC: CMP	4	500 1000	152.4 304.8	25.5 49.0	11.6 22.2	same as above	.075	1.91	same as above	Single: .114 2.90 Overall: .275 6.99								
	<b>1282S5</b> <small>new</small>	NEC: CMP CEC: CMP	5*	250 500 1000	76.2 152.4 304.8	18.0 33.0 67.0	8.2 15.0 30.4	same as above	.075	1.91	same as above	Single: .114 2.90 Overall: .308 7.82								100% Sweep tested. 5 MHz to 850 MHz. Guaranteed Return Loss -20db max. U.S. Patent 7,049,523
	<b>1282S6</b> <small>new</small>	NEC: CMP CEC: CMP	6*	500 1000	152.4 304.8	39.5 80.0	17.9 36.3	same as above	.075	1.91	same as above	Single: .114 2.90 Overall: .342 8.69								

DCR = DC Resistance • FPFA = Foam Perfluoroalkoxy • HDPE = High-density Polyethylene • TC = Tinned Copper

Contact the Belden Customer Service Department for a more Comprehensive Connector Cross Reference. **1-800-BELDEN-1**. Request quotations of cables not listed.

<sup>†</sup>Spools are one piece, but length may vary ±10% from length shown.

\*Also available with all Black jackets.

**Color Code Chart:**

Cond.	Color	Cond.	Color
1	Red	4	Yellow
2	Green	5	Black
3	Blue	6	White

## RGB Component Video Cable

### Bundled RGB Coaxial Cables Miniature and High-Flex Type



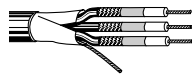
RGB coaxial cables are used for sending red, green and blue signals through separate coaxes in COMPONENT video applications. This type of video transmission provides a sharper, clearer picture than does the composite video format. COMPONENT video and RGB cabling is ideal for use in graphics, animation and computer display applications.

These bundled coaxial cables are available in 3, 4, 5 and 6 conductor versions and are color coded for easy identification. Cable selection depends on whether the component transmission

is RGB (3 conductor), RGB and Sync (4 conductor), or RGB, Sync and Hold (5 conductor). 6 conductor designs are used for digital audio (AES 3id) and SPDIF (Sony-Phillips Digital Interface) applications, and for specialized component video, multi-channel video, or combination applications.

All Belden® RGB cables are pre-timed to less than 5.0 ns/100 ft. delay difference between each coax. This allows for cut-and-connect installation with no TDR or Vectorscope timing required.

Description	Part No.	UL NEC/ C(UL) CEC Type	No. of Cond.	Standard Lengths		Standard Unit Weight		Conductor (stranding) Diameter Nom. DCR	Nominal Core OD		Shielding Materials Nom. DCR	Nominal OD		Nom. Imp. (Ω)	Nom. Vel. of Prop.	Nominal Capacitance		Nominal Attenuation		
				Ft.	m	Lbs.	kg		Inch	mm		Inch	mm			pF/Ft.	pF/m	MHz	dB/100 Ft.	dB/100m
<b>Miniature • 30 AWG Stranded (7x38) .012" TC Conductors • Coax: Duofoil® (100% Cov.) + TC Braid (90% Cov.) • Overall Beldfoil® Shield</b>																				
<b>Foam HDPE Insulation • Inner PVC Jackets (Color Code: See chart below) • Overall Black PVC Jacket</b>																				
UL AWM Style 1354 (30V 60°C)	<b>1520A</b>	NEC: CL2	3	500 1000	152.4 304.8	23.0 50.0	10.4 22.7	30 AWG (7x38) .012" TC 100.0Ω/M' 328.0Ω/km	.056 Coax OD: .102	1.42 2.59	Coaxes: Duofoil + 90% TC Braid Overall: Beldfoil 9.5Ω/M' 31.2Ω/km	.283 7.19	75	78%	17.3	56.7	1 5 10 30 50 100 200 400 700 1000	.8 1.5 2.2 4.0 5.4 8.2 12.5 18.9 26.5 32.8	2.6 4.9 7.2 13.1 17.7 26.9 41.0 62.0 86.9 101.0 107.6	
	<b>1521A</b>	NEC: CL2	4	500 1000	152.4 304.8	31.0 60.0	14.1 27.3	same as above	.056 Coax OD: .102	1.42 2.59	same as above	.310 7.87					900 1000	30.8 32.8	101.0 107.6	
	<b>1522A</b>	NEC: CL2	5	500 1000	152.4 304.8	34.5 67.0	15.6 30.4	same as above	.056 Coax OD: .102	1.42 2.59	same as above	.338 8.59								



**High-Flex • 26 AWG Stranded (7x34) .019" Bare Copper Conductors • Duofoil (100% Coverage) + TC Braid Shield (93% Coverage)**

<b>Foam HDPE Insulation • Inner PVC Jackets (Color Code: See chart below) • Overall Matte Black PVC Jacket</b>																				
60°C	<b>1406B</b>	—	3	1000 <sup>†</sup>	304.8	79.0	35.8	26 AWG (7x34) .019" BC 41.5Ω/M' 136.0Ω/km	.089 Coax OD: .146	2.29 3.71	Duofoil + 93% TC Braid 8.6Ω/M' 28.2Ω/km	.388 9.86	75	78%	17.3	56.7	1 5 10 30 50 100 200 400 700 900 1000	.6 1.3 1.8 3.1 3.9 5.4 7.5 10.4 13.5 15.2 15.9	2.0 4.3 5.9 10.2 12.8 17.7 24.6 34.1 44.3 49.9 52.2	
	<b>1407B</b>	—	4	1000 <sup>†</sup>	304.8	100.0	45.5	same as above	.089 Coax OD: .146	2.29 3.71	same as above	.455 11.56								
	<b>1417B</b>	—	5	1000 <sup>†</sup>	304.8	110.0	49.9	same as above	.089 Coax OD: .146	2.29 3.71	same as above	.477 12.12								

BC = Bare Copper • DCR = DC Resistance • HDPE = High-density Polyethylene • TC = Tinned Copper

Contact the Belden Customer Service Department for a Comprehensive Connector Cross Reference. **1-800-BELDEN-1**. Request quotations of cables not listed.

<sup>†</sup>Spools are one piece, but length may vary ±10% from length shown.

#### Color Code Chart

Cond.	Color
1	Red
2	Green
3	Blue
4	White
5	Yellow

**RGB Component Video Cable**

Bundled RGB Coaxial Cables

CM Rated



Description	Part No.	UL NEC/ C(UL) CEC Type	No. of Cond.	Standard Lengths		Standard Unit Weight		Conductor (stranding) Diameter Nom. DCR	Nominal Core OD		Shielding Materials Nom. DCR	Nominal OD		Nom. Imp. (Ω)	Nom. Vel. of Prop.	Nominal Capacitance		Nominal Attenuation				
				Ft.	m	Lbs.	kg		Inch	mm		Inch	mm			pF/Ft.	pF/m	MHz	dB/ 100 Ft.	dB/ 100m		
<b>26 AWG</b> Stranded (7x34) .019" BC Conductors • Duofoil® (100% Coverage) + TC Braid Shield (93% Coverage) • Overall Polyester Tape																						
<b>Foam HDPE Insulation • Inner PVC Jackets (Color Code: See chart below) • Overall Black PVC Jacket</b>																						
UL AWM Styles 1354 and 2668 (30V 60°C)	<b>1164B</b>	NEC: CM	3	500†	152.4	38.0	17.2	26 AWG (7x34) .019" BC 41.5Ω/M' 136.1Ω/km	.089	2.29	Duofoil + 93% TC Braid 8.6Ω/M' 28.2Ω/km	.388	9.86	75	78%	17.3	56.7	1	.6	2.0		
				1000†	304.8	78.0	35.5		Coax OD:										5	1.3	4.3	
									.146	3.71										10	1.8	5.9
																				30	3.1	10.2
																				50	3.9	12.8
																	100	5.4	17.7			
																	200	7.5	24.6			
																	400	10.4	34.1			
																	700	13.5	44.3			
																	900	15.2	49.9			
																	1000	15.9	52.2			
	<b>1167B</b>	NEC: CM	4	1000†	304.8	105.0	47.7	same as above	.089	2.29	same as above	.455	11.56									
	<b>1418B</b>	NEC: CM	5	500†	152.4	61.5	27.9	same as above	.089	2.29	same as above	.477	12.12									
				1000†	304.8	119.0	54.0	same as above	.146	3.71	same as above											

BC = Bare Copper • DCR = DC Resistance • HDPE = High-density Polyethylene • TC = Tinned Copper

Contact the Belden Customer Service Department for a more Comprehensive Connector Cross Reference. **1-800-BELDEN-1**. Request quotations of cables not listed.

†Spools are one piece, but length may vary ±10% from length shown.

**Color Code Chart**

Cond.	Color
1	Red
2	Green
3	Blue
4	White
5	Yellow

# RGB Component Video Cable

## Miniature Hi-Res Component Video Cables

### CMR and CMP Rated



Description	Part No.	UL NEC/ C(UL) CEC Type	No. of Cond.	Standard Lengths		Standard Unit Weight		Conductor (stranding) Diameter Nom. DCR	Nominal Core OD		Shielding Materials Nom. DCR	Nominal OD		Nom. Imp. (Ω)	Nom. Vel. of Prop.	Nominal Capacitance		Nominal Attenuation		
				Ft.	m	Lbs.	kg		Inch	mm		Inch	mm			pF/Ft.	pF/m	MHz	dB/ 100 Ft.	dB/ 100m

**Miniature • 25 AWG Solid .018" Tinned Copper Conductors • Duobond® (100% Coverage) + TC Braid Shield (95% Coverage)**

Gas-injected Foam HDPE Insulation • Black PVC Jacket																					
	<b>1281R</b>	NEC:	1	1000	304.8	8.0	3.6	25 AWG (solid)	.074	1.88	Duobond (100%)	.114	2.90	75	80%	17.0	55.8	1	.5	1.7	
	<b>new</b>	CMR						.018" TC			+ TC Braid							5	1.2	3.8	
		CEC:						34.0Ω/M'			5.4Ω/M'								50	3.7	12.1
		CMG						111.6Ω/km			17.7Ω/km								100	4.9	16.1
																			200	6.7	22.0
																			400	9.5	31.2
																			700	13.4	44.0
																			900	15.0	49.2
																		1000	15.8	51.8	
																		3000	31.2	102.4	

Plenum • PFPA Insulation • Black Flamarrest® Jacket																					
	<b>1282P</b>	NEC:	1	1000	304.8	10.0	4.5	25 AWG (solid)	.074	1.88	Duobond (100%)	.114	2.90	75	81%	17.0	55.8	1	.4	1.3	
	<b>new</b>	CMP						.018" TC			+ TC Braid							5	.9	3.0	
		CEC:						31.8Ω/M'			5.8Ω/M'								50	3.7	12.1
		CMP FT6						104.3Ω/km			19.0Ω/km								100	5.0	16.4
																			200	7.0	23.0
																			400	10.0	32.8
																			700	14.5	47.6
																			900	17.0	55.8
																		1000	17.5	57.4	
																		3000	37.0	121.4	

**Miniature • 25 AWG Solid .018" Tinned Copper Conductors • Duobond® (100% Coverage) + TC Interlocked Serve Shield (95% Coverage)**

PFPA Insulation • PVC Inner Jackets (Color Code: See chart below) • Overall Black Matte PVC Jacket																					
	<b>1277R</b>	NEC:	3	500	152.4	25.5	11.6	25 AWG (solid)	.074	1.88	Duobond (100%)	Single: .114	2.90	75	80%	17.0	55.8	1	.5	1.7	
	<b>new</b>	CMR		1000	304.8	48.0	21.8	.018" TC			+ TC Serve	Overall: .320	8.13					5	1.2	3.8	
		CEC:						34.0Ω/M'			5.4Ω/M'								50	3.7	12.1
		CMG						111.6Ω/km			17.7Ω/km								100	4.9	16.1
																			200	6.7	22.0
																			400	9.5	31.2
																			750	13.4	44.0
																			900	15.0	49.2
																		1000	15.8	51.8	
																		3000	31.2	102.4	

Bundled version of 1281R.  
100% Sweep Tested. 5 MHz to 850 MHz.  
Guaranteed Return Loss -20dB Max.

Plenum • PFPA Insulation • PVDF Inner Jackets (Color Code: See chart below) • Overall Gray PVC Jacket																					
	<b>1277P</b>	NEC:	3	500	152.4	19.0	8.6	25 AWG (solid)	.074	1.88	Duobond (100%)	Single: .111	2.82	75	81%	16.8	55.1	1	.5	1.6	
	<b>new</b>	CMP		1000	304.8	41.0	18.6	.018" TC			+ TC Serve	Overall: .276	7.01					5	1.2	3.9	
		CEC:						34.0Ω/M'			5.4Ω/M'								50	3.8	12.5
		CMP						111.6Ω/km			17.7Ω/km								100	5.2	17.1
																			200	7.1	23.3
																			400	10.0	32.8
																			750	14.3	46.9
																			1000	16.9	55.5
																		2250	25.5	83.7	
																		3000	33.9	111.2	

Bundled version of 1282P.  
100% Sweep Tested. 5 MHz to 850 MHz.  
Guaranteed Return Loss -20dB Max.

DCR = DC Resistance • PFPA = Foam Perfluoroalkoxy • HDPE = High-density Polyethylene • PVDF = Fluorocopolymer • TC = Tinned Copper  
Contact the Belden Customer Service Department for a more Comprehensive Connector Cross Reference: 1-800-BELDEN-1.  
Request quotations of cables not listed.

**Jacket Color Code Chart:**

Cond.	Color	Cond.	Color
1	Red	4	Yellow
2	Green	5	Black
3	Blue	6	White




For more information, contact Belden Technical Support: 1-800-BELDEN-1 • www.belden.com


Belden114@CableCon.kr / 0707-434-7704 / Fax. 02-744-0909 / www.CableCon.co.kr

**RGB Component Video Cable**Banana Peel® Unjacketed Bundles Mini Hi-Res Component Video  
CMR and CMP Rated

Description	Part No.	UL NEC/ C(UL) CEC Type	No. of Cond.	Standard Lengths		Standard Unit Weight		Conductor (stranding) Diameter Nom. DCR	Nominal Core OD		Shielding Materials Nom. DCR	Nominal OD		Nom. Imp. (Ω)	Nom. Vel. of Prop.	Nominal Capacitance		Nominal Attenuation	
				Ft.	m	Lbs.	kg		Inch	mm		Inch	mm			pF/Ft.	pF/m	MHz	dB/100 Ft.

**Miniature • 25 AWG** Solid .018" TC Conductors • Duobond® (100% Coverage) + TC Interlocked Serve Shield (95% Coverage)**Gas-injected Foam HDPE Insulation • PVC Jackets (Color Code: See chart below) • Center Spine • No Overall Jacket**

<b>1281S3</b> <small>new</small>	NEC: CMR CEC: CMG	3	500 <sup>†</sup> 1000 <sup>†</sup>	152.4 304.8	17.0 31.0	7.7 14.1	25 AWG (solid) .018" TC 34.0Ω/M' 111.6Ω/km	.074	1.88	Duobond (100%) + TC Serve (95%) 5.4Ω/M' 17.7Ω/km	Single: .114 2.90 Overall: .246 6.25	75	80%	17.0	55.8	1 5 50 100 200 400 750 900 1000 3000	.52 1.2 3.7 4.9 6.7 9.5 13.4 15.0 15.8 31.2	1.6 3.8 12.1 16.1 22.0 31.2 44.0 49.2 51.8 102.4	
<b>1281S4</b> <small>new</small>	NEC: CMR CEC: CMG	4	500 <sup>†</sup> 1000 <sup>†</sup>	152.4 304.8	23.5 44.0	10.7 20.0	same as above	.074	1.88	same as above	Single: .114 2.90 Overall: .275 6.99								
<b>1281S5</b> <small>new</small>	NEC: CMR CEC: CMG	5*	250 <sup>†</sup> 500 <sup>†</sup> 1000 <sup>†</sup>	76.2 152.4 304.8	16.0 28.5 55.0	7.3 12.9 25.0	same as above	.074	1.88	same as above	Single: .114 2.90 Overall: .308 7.82								
<b>1281S6</b> <small>new</small>	NEC: CMR CEC: CMG FT4	6*	500 <sup>†</sup> 1000 <sup>†</sup>	152.4 304.8	33.5 68.0	15.2 30.8	same as above	.074	1.88	same as above	Single: .114 2.90 Overall: .342 8.69								

100% Sweep tested. 5 MHz to 850 MHz.  
Guaranteed Return Loss -20db max.  
U.S. Patent 7,049,523**Plenum • FPFA • Flamarrest® Jackets (Color Code: See chart below) • Center Spine • No Overall Jacket**

<b>1282S3</b> <small>new</small>	NEC: CMP CEC: CMP	3	500 1000	152.4 304.8	18.5 34.0	8.4 15.4	25 AWG (solid) .018" TC 34.0Ω/M' 111.6Ω/km	.075	1.91	Duobond (100%) + TC Serve (95%) 5.4Ω/M' 17.7Ω/km	Single: .114 2.90 Overall: .246 6.25	75	81%	16.8	55.1	1 5 50 100 200 400 750 1000 2250 3000	.50 1.2 3.8 5.2 7.1 10.0 14.3 16.9 25.5 33.9	1.6 3.9 12.1 17.1 23.1 32.9 47.0 55.4 83.6 111.3	
<b>1282S4</b> <small>new</small>	NEC: CMP CEC: CMP	4	500 1000	152.4 304.8	25.5 49.0	11.6 22.2	same as above	.075	1.91	same as above	Single: .114 2.90 Overall: .275 6.99								
<b>1282S5</b> <small>new</small>	NEC: CMP CEC: CMP	5*	250 500 1000	76.2 152.4 304.8	18.0 33.0 67.0	8.2 15.0 30.4	same as above	.075	1.91	same as above	Single: .114 2.90 Overall: .308 7.82								
<b>1282S6</b> <small>new</small>	NEC: CMP CEC: CMP	6*	500 1000	152.4 304.8	39.5 80.0	17.9 36.3	same as above	.075	1.91	same as above	Single: .114 2.90 Overall: .342 8.69								

100% Sweep tested. 5 MHz to 850 MHz.  
Guaranteed Return Loss -20db max.  
U.S. Patent 7,049,523

DCR = DC Resistance • FPFA = Foam Perfluoroalkoxy • HDPE = High-density Polyethylene • TC = Tinned Copper

Contact the Belden Customer Service Department for a more Comprehensive Connector Cross Reference. **1-800-BELDEN-1**. Request quotations of cables not listed.<sup>†</sup>Spools are one piece, but length may vary ±10% from length shown.

\*Also available with all Black jackets.

**Color Code Chart:**

Cond.	Color	Cond.	Color
1	Red	4	Yellow
2	Green	5	Black
3	Blue	6	White



**RGB Component Video Cable**Banana Peel® Unjacketed VideoFLEX® Bundles; RG-59/U Type  
Plenum Rated

Description	Part No.	UL NEC/ C(UL) CEC Type	No. of Cond.	Standard Lengths		Standard Unit Weight		Conductor (stranding) Diameter Nom. DCR	Nominal Core OD		Shielding Materials Nom. DCR	Nominal OD		Nom. Imp. (Ω)	Nom. Vel. of Prop.	Nominal Capacitance		Nominal Attenuation				
				Ft.	m	Lbs.	kg		Inch	mm		Inch	mm			pF/Ft.	pF/m	MHz	dB/ 100 Ft.	dB/ 100m		
<b>RG-59/U • 20 AWG</b> Solid .032" Bare Copper Conductors • Duofoil® (100% Coverage) + Tinned Copper Braid Shield (95% Coverage)																						
<b>Plenum • Foam FEP Insulation • Plenum-Grade PVC Jackets</b> (Color Code: See chart below) • <b>Center Spine • No Overall Jacket</b>																						
	300V RMS	<b>1283S3</b> <small>new</small>	NEC:	3	250	76.2	26.3	11.9	20 AWG	.133	3.38	Duofoil (95%)	.422	10.72	75	83%	16.2	53.1	1	.3	1.0	
			CMP		500	152.4	54.0	24.5	(solid)											3.6	.6	2.0
			CEC:		1000	304.8	103.0	46.7	.032"			+ TC Braid								10	.9	2.9
			CMP						BC			3.8Ω/M'								71.5	2.1	6.9
									10.0Ω/M'			12.5Ω/km								135	2.7	8.9
									32.8Ω/km											270	3.8	12.5
																				360	4.4	14.4
																				540	5.5	18.0
																				720	6.4	21.0
																				750	6.5	21.3
		<b>1283S5</b> <small>new</small>	NEC:	5	250	76.2	43.5	19.7	same	.133	3.38	same	.529	13.44					1000	7.6	24.9	
			CMP		500	152.4	88.0	39.9	as			as							1500	9.4	30.8	
			CEC:		1000	304.8	174.0	78.9	above			above							2500	12.4	40.7	
			CMP																3000	13.8	45.3	
		<b>1283S6</b> <small>new</small>	NEC:	6	250	76.6	59.0	26.8	same	.133	3.38	same	.588	14.94								
			CMP		500	152.4	108.0	49.0	as			as										
			CEC:		1000	304.8	209.0	94.8	above			above										
			CMP																			

100% Sweep tested. 5 MHz to 3 GHz.  
U.S. Patent 7,049,523

Suitable for Indoor and Outdoor applications.

BC = Bare Copper • DCR = DC Resistance • FEP = Fluorinated Ethylene Propylene • TC = Tinned Copper

Contact the Belden Customer Service Department for a more Comprehensive Connector Cross Reference. **1-800-BELDEN-1**. Request quotations of cables not listed.**Color Code Chart:**

Cond.	Color	Cond.	Color
1	Red	4	Yellow
2	Green	5	Black
3	Blue	6	White

**BELDEN**For more information, contact Belden Technical Support: **1-800-BELDEN-1** • [www.belden.com](http://www.belden.com)**Belden114@CableCon.kr / 0707-434-7704 / Fax. 02-744-0909 / www.CableCon.co.kr**