

**Conformable® Coax Cable**

## 50 Ohm Microwave Cables

Description	Part No.	UL NEC/ C(UL) CEC Type	Standard Lengths		Standard Unit Weight		Conductor (stranding) Diameter Nom. DCR	Nominal Core OD		Shielding Materials Nom. DCR	Nominal OD		Nom. Imp. (Ω)	Nom. Vel. of Prop.	Nominal Capacitance		Nominal Attenuation		
			Ft.	m	Lbs.	kg		Inch	mm		Inch	mm			pF/Ft.	pF/m	MHz	dB/100 Ft.	dB/100m

**M17/151 Type • 29 AWG Solid .011" Silver-plated Copper-covered Steel Conductor • Copper-Tin Composite Shield (100% Coverage)****TFE Teflon® Insulation • Unjacketed**

UL AWM	1674A*	—	50	15.2	.2	.1	29 AWG	.034	.85	CT	.047	1.19	50	69.5%	29.5	96.8	500	25.0	82.0
Style 10245 (30V 105°C)			100	30.5	.4	.2	(solid)			Composite							1000	36.7	120.3
			500	152.4	2.0	.9	.011"			100% Shield							2000	53.8	176.5
			1000	304.8	5.0	2.3	SPCCS			Coverage							3000	67.3	220.8
							205.0Ω/M'			8.0Ω/M'							5000	89.2	292.8
							672.4Ω/km			26.2Ω/km							7000	107.5	352.6
																	10000	130.9	429.5
																	15000	163.8	537.4
																	18000	181.1	594.3
																	20000	192.0	630.0

**M17/151 Type • 29 AWG Solid .011" Silver-plated Copper Conductor • Copper-Tin Composite Shield (100% Coverage)****TFE Teflon Insulation • Unjacketed**

UL AWM	1674B*	—	100††	30.5	.4	.2	29 AWG	.034	.85	CT	.047	1.19	50	69.5%	29.5	96.8	500	25.0	82.0
Style 10245 (30V 105°C)			500††	152.4	2.0	.9	(solid)			Composite							1000	36.7	120.3
			1000††	304.8	5.0	2.3	.011"			100% Shield							2000	53.8	176.5
							SPC			Coverage							3000	67.3	220.8
							81.2Ω/M'			8.0Ω/M'							5000	89.2	292.8
							266.4Ω/km			26.2Ω/km							7000	107.5	352.6
																	10000	130.9	429.5
																	15000	163.8	537.4
																	18000	181.1	594.3
																	20000	192.0	630.0

**RG-405/U Type • 24 AWG Solid .020" Silver-plated Copper-covered Steel Conductor • Copper-Tin Composite Shield (100% Coverage)****TFE Teflon Insulation • Unjacketed**

UL AWM	1671A*	—	50	15.2	2.0	.9	24 AWG	.062	1.57	CT	.085	2.16	50	69.5%	29.5	96.8	500	15.0	49.2
Style 10245 (30V 105°C)			100	30.5	2.5	1.1	(solid)			Composite							1000	22.2	72.8
			500†	152.4	7.5	3.4	.020"			100% Shield							2000	32.8	107.6
			1000†	304.8	14.0	6.4	SPCCS			Coverage							3000	41.2	135.2
							64.2Ω/M'			10.2Ω/M'							5000	54.9	180.1
							210.6Ω/km			33.5Ω/km							7000	66.4	217.9
																	10000	81.2	266.4
																	15000	102.0	334.7
																	18000	113.0	370.8
																	20000	120.0	393.7

Suitable for Outdoor applications.

**TFE Teflon Insulation • PVC Jacket (Black or Clear)**

UL AWM	1671J*	—	100†▲	30.5	2.9	1.3	24 AWG	.062	1.57	CT	.127	3.23	50	69.5%	29.5	96.8	500	15.0	49.2
Style 10245 (30V 105°C)			500†	152.4	9.5	4.7	(solid)			Composite							1000	22.2	72.8
			1000†	304.8	17.0	7.7	.020"			100% Shield							2000	32.8	107.6
							SPCCS			Coverage							3000	41.2	135.2
							64.2Ω/M'			10.2Ω/M'							5000	54.9	180.1
							210.6Ω/km			33.5Ω/km							7000	66.4	217.9
																	10000	81.2	266.4
																	15000	102.0	334.7
																	18000	113.0	370.8
																	20000	120.0	393.7

\*100 ft. put-up available in Black only.

Suitable for Outdoor applications.

**RG-405/U Type • 24 AWG Solid .020" Silver-plated Copper Conductor • Copper-Tin Composite Shield (100% Coverage)****TFE Teflon Insulation • Unjacketed**

UL AWM	1671B	—	500††	152.4	7.0	3.2	24 AWG	.062	1.57	CT	.085	2.16	50	69.5%	29.5	96.8	500	15.0	49.2
Style 10245 (30V 105°C)			1000††	304.8	13.0	6.0	(solid)			Composite							1000	22.2	72.8
							.020"			100% Shield							2000	32.8	107.6
							SPC			Coverage							3000	41.2	135.2
							25.7Ω/M'			10.2Ω/M'							5000	54.9	180.1
							84.3Ω/km			33.5Ω/km							7000	66.4	217.9
																	10000	81.2	266.4
																	15000	102.0	334.7
																	18000	113.0	370.8
																	20000	120.0	393.7

Suitable for Outdoor applications.

CT = Copper-Tin • DCR = DC Resistance • SPC = Silver-plated Copper • SPCCS = Silver-coated Copper-covered Steel • TFE = Tetra Fluoroethylene

Contact the Belden Customer Service Department for a Comprehensive Connector Cross Reference. **1-800-BELDEN-1**.

\*Protected by one or more of U.S. Patent Nos. 4,694,122 and 5,292,001. Patent held in the U.S., Singapore, Australia, Germany, France and England. Patent pending in Japan.

†250 ft. put-up: Exact 3 pieces (maximum), 50 feet minimum length

500 ft. put-up: Exact 5 pieces (maximum), 50 feet minimum length

1000 ft. put-up: Exact 8 pieces (maximum), 50 feet minimum length

††May contain more than one piece. Min. length of any one piece is 25 ft.

Teflon is a Dupont trademark.

**BELDEN**For more information, contact **Belden Technical Support: 1-800-BELDEN-1 • www.belden.com****Belden114@CableCon.kr / 0707-434-7704 / Fax. 02-744-0909 / www.CableCon.co.kr**

## Conformable® Coax Cable

### 50 Ohm Microwave Cables

Description	Part No.	UL NEC/ C(UL) CEC Type	Standard Lengths		Standard Unit Weight		Conductor (stranding) Diameter Nom. DCR	Nominal Core OD		Shielding Materials Nom. DCR	Nominal OD		Nom. Imp. (Ω)	Nom. Vel. of Prop.	Nominal Capacitance		Nominal Attenuation		
			Ft.	m	Lbs.	kg		Inch	mm		Inch	mm			pF/Ft.	pF/m	MHz	dB/100 Ft.	dB/100m

#### RG-402/U Type • 19 AWG Solid .036" Silver-plated Copper-covered Steel Conductor • Copper-Tin Composite Shield (100% Coverage)

##### TFE Teflon® Insulation • Unjacketed

UL AWM	1673A*	—	50	15.2	3.3	1.5	19 AWG	.116	2.95	CT	.138	3.51	50	69.5%	29.5	96.8	500	8.0	26.2
Style 10245 (30V 105°C)			100	30.5	3.9	1.8	(solid)			Composite							1000	12.0	39.4
			250†	76.2	8.0	3.6	.036"			100% Shield							2000	18.1	59.4
			500	152.4	15.0	6.8	SPCCS			Coverage							3000	22.9	75.1
							20.5Ω/M'			4.5Ω/M'							5000	31.0	101.7
							67.3Ω/km			14.8Ω/km							7000	37.8	124.0
																	10000	46.6	152.9
																	15000	59.1	193.9
																	18000	65.8	215.9
																	20000	70.0	229.7



##### TFE Teflon Insulation • Black PVC Jacket

UL AWM	1673J*	—	100	30.5	5.1	2.3	19 AWG	.116	2.95	CT	.178	4.52	50	69.5%	29.5	96.8	500	8.0	26.2
Style 10245 (30V 105°C)			500†	152.4	17.5	8.0	(solid)			Composite							1000	12.0	39.4
							.036"			100% Shield							2000	18.1	59.4
							SPCCS			Coverage							3000	22.9	75.1
							20.5Ω/M'			4.5Ω/M'							5000	31.0	101.7
							67.3Ω/km			14.8Ω/km							7000	37.8	124.0
																	10000	46.6	152.9
																	15000	59.1	193.9
																	18000	65.8	215.9
																	20000	70.0	229.7



#### RG-402/U Type • 19 AWG Solid .036" Silver-plated Copper Conductor • Copper-Tin Composite Shield (100% Coverage)

##### TFE Teflon Insulation • Unjacketed

UL AWM	1673B*	—	100††	30.5	3.9	1.8	19 AWG	.116	2.95	CT	.138	3.51	50	69.5%	29.5	96.8	500	8.0	26.2
Style 10245 (30V 105°C)			250††	76.2	8.0	3.6	(solid)			Composite							1000	12.0	39.4
			500††	152.4	14.5	6.6	.036"			100% Shield							2000	18.1	59.4
							SPC			Coverage							3000	22.9	75.1
							7.9Ω/M'			4.5Ω/M'							5000	31.0	101.7
							25.9Ω/km			14.8Ω/km							7000	37.8	124.0
																	10000	46.6	152.9
																	15000	59.1	193.9
																	18000	65.8	215.9
																	20000	70.0	229.7



#### RG-401/U Type • 14 AWG Solid .065" Silver-plated Copper Conductor • Copper-Tin Composite Shield (100% Coverage)

##### TFE Teflon Insulation • Unjacketed

UL AWM	1675A*	—	50†	15.2	4.1	1.8	14 AWG	.210	5.33	CT	.246	6.25	50	69.5%	29.6	97.1	400	3.8	12.5
Style 10245 (30V 105°C)			100††	30.5	8.1	3.7	(solid)			Composite							500	4.4	14.4
			250††	76.2	20.3	9.2	.065"			100% Shield							1000	6.8	22.3
			500††	152.4	40.5	18.4	SPC			Coverage							2000	10.4	34.1
							2.5Ω/M'			8.0Ω/M'							3000	13.4	44.0
							8.2Ω/km			26.2Ω/km							5000	18.5	60.7
																	7000	22.8	74.8
																	10000	28.4	93.2
																	15000	36.6	120.1
																	18000	41.0	134.5



CT = Copper-Tin • DCR = DC Resistance • SPCCS = Silver-plated Copper-covered Steel • SPC = Silver-plated Copper • TFE = Tetra Fluoroethylene

Contact the Belden Customer Service Department for a Comprehensive Connector Cross Reference. **1-800-BELDEN-1**.

\* Protected by one or more of U.S. Patent Nos. 4,694,122 and 5,292,001. Patent held in the U.S., Singapore, Australia, Germany, France and England. Patent pending in Japan.

† 250 ft. put-up: Exact 3 pieces (maximum), 50 feet minimum length

500 ft. put-up: Exact 5 pieces (maximum), 50 feet minimum length

1000 ft. put-up: Exact 8 pieces (maximum), 50 feet minimum length

†† May contain more than one piece, minimum length of any one piece is 25 ft.

Teflon is a DuPont trademark.

**BELDEN**

For more information, contact Belden Technical Support: **1-800-BELDEN-1** • [www.belden.com](http://www.belden.com)

**Belden114@CableCon.kr / 0707-434-7704 / Fax. 02-744-0909 / www.CableCon.co.kr**

## Conformable® Coax Cable

### 75 Ohm High-Frequency Video Cables

Description	Part No.	UL NEC/ C(UL) CEC Type	Standard Lengths		Standard Unit Weight		Conductor (stranding) Diameter Nom. DCR	Nominal Core OD		Shielding Materials Nom. DCR	Nominal OD		Nom. Imp. (Ω)	Nom. Vel. of Prop.	Nominal Capacitance		Nominal Attenuation		
			Ft.	m	Lbs.	kg		Inch	mm		Inch	mm			pF/Ft.	pF/m	MHz	dB/ 100 Ft.	dB/ 100m

#### 29 AWG Solid .011" Silver-coated Copper-covered Steel Conductor • Copper-Tin Composite Shield (100% Coverage)

##### TFE Teflon® Insulation • Unjacketed

UL AWM	1672A*	—	500†	152.4	7.5	3.4	29 AWG	.062	1.58	CT	.087	2.21	75	69.5%	19.5	64.0	1	1.6	5.3
Style 10245 (30V 105°C)			1000†	304.8	14.0	6.4	(solid) .011"			Composite 100% Shield							10	1.8	5.9
							SCCCS			Coverage							50	4.1	13.5
							205.0Ω/M'			10.0Ω/M'							100	6.5	21.3
							672.4Ω/km			32.8Ω/km							200	9.0	29.5
																	400	12.8	42.0
																	700	18.0	59.1
																	1000	22.1	72.5



##### TFE Teflon Insulation • PVC Jacket (Black or Clear)

UL AWM	1672J*	—	100††	30.5	3.1	1.4	29 AWG	.062	1.58	CT	.127	3.23	75	69.5%	19.5	64.0	1	1.6	5.3
Style 10245 (30V 105°C)			500††	152.4	9.5	4.3	(solid) .011"			Composite 100% Shield							10	1.8	5.9
			1000†	304.8	17.0	7.7	SCCCS			Coverage							50	4.1	13.5
							205.0Ω/M'			10.0Ω/M'							100	6.5	21.3
							672.6Ω/km			32.8Ω/km							200	9.0	29.5
																	400	12.8	42.0
																	700	18.0	59.1
																	1000	22.1	72.5



\*100 ft. put-up available in Clear only.

#### 29 AWG Solid .011" Silver-plated Copper Conductor • Copper-Tin Composite Shield (100% Coverage)

##### TFE Teflon Insulation • Unjacketed

UL AWM	1672B*	—	100††	30.5	2.5	1.1	29 AWG	.062	1.58	CT	.087	2.21	75	69.5%	19.5	64.0	1	1.6	5.3
Style 10245 (30V 105°C)			500††	152.4	7.5	3.4	(solid) .011"			Composite 100% Shield							10	1.8	5.9
			1000††	304.8	14.0	6.4	SPC			Coverage							50	4.1	13.5
							11.0Ω/M'			10.0Ω/M'							100	6.5	21.3
							36.1Ω/km			32.8Ω/km							200	9.0	29.5
																	400	12.8	42.0
																	700	18.0	59.1
																	1000	22.1	72.5



Non-ferrous design.

CT = Copper Tin • DCR = DC Resistance • SCCC = Silver-coated Copper-covered Steel • SPC = Silver-plated Copper • TFE = Tetra Fluoroethylene

Contact the Belden Customer Service Department for a Comprehensive Connector Cross Reference. **1-800-BELDEN-1**.

\* Protected by one or more of U.S. Patent Nos. 4,694,122 and 5,292,001. Patent held in the U.S., Singapore, Australia, Germany, France and England. Patent pending in Japan.

† 250 ft. put-up: Exact 3 pieces (maximum), 50 feet minimum length

500 ft. put-up: Exact 5 pieces (maximum), 50 feet minimum length

1000 ft. put-up: Exact 8 pieces (maximum), 50 feet minimum length

†† May contain more than 1 piece, minimum length of any one piece is 25 ft.

Teflon is a DuPont trademark.

# BELDEN

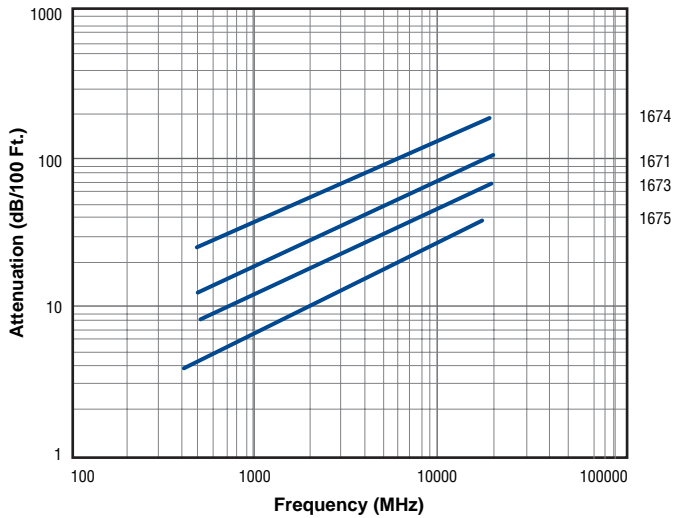
For more information, contact **Belden Technical Support: 1-800-BELDEN-1 • www.belden.com**

**Belden114@CableCon.kr / 0707-434-7704 / Fax. 02-744-0909 / www.CableCon.co.kr**

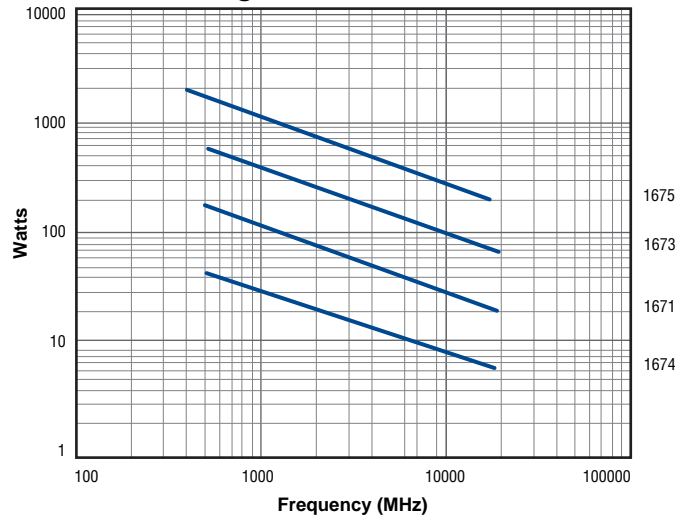
# Conformable® Coax Cable

## Electrical Characteristics

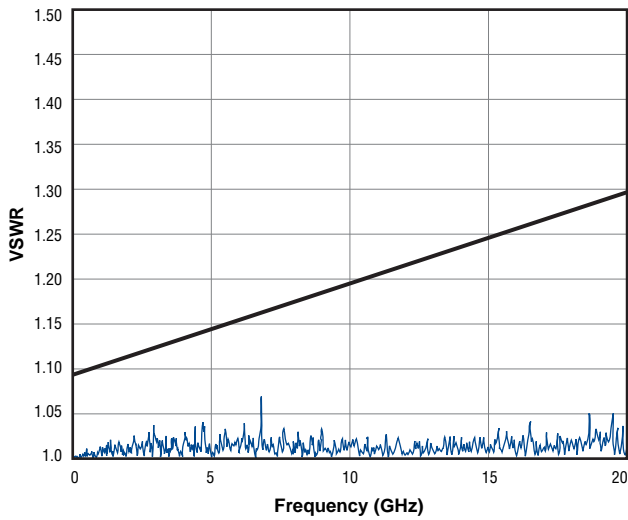
### Attenuation



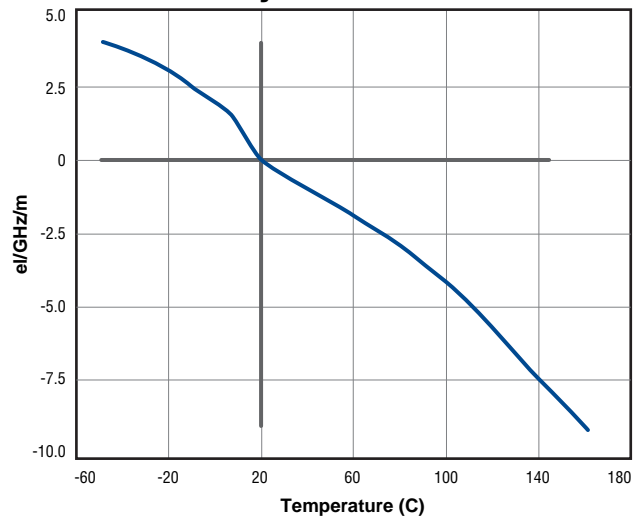
### Power Rating



### Guaranteed VSWR



### Phase Stability



Conformable Coax cable is an alternative to semi-rigid and flexible coax for "black box" applications involving internal, head-end wiring of electronic equipment, delay lines, and high-frequency applications.