

MIL-C-17G QPL Cable

50 Ohm Coax

Description	Part No.	UL NEC/ C(UL) CEC Type	Standard Lengths		Standard Unit Weight		Conductor (stranding) Diameter Nom. DCR	Nominal Core OD		Shielding Materials Nom. DCR	Nominal OD		Nom. Imp. (Ω)	Nom. Vel. of Prop.	Nominal Capacitance		Nominal Attenuation				
			Ft.	m	Lbs.	kg		Inch	mm		Inch	mm			pF/Ft.	pF/m	MHz	dB/ 100 Ft.	dB/ 100m		
30 AWG Stranded (7x38) .012" Silver-plated Copper-covered Steel Conductor • Silver-plated Copper Braid Shield (96% Coverage)																					
TFE Teflon® Insulation • White FEP Jacket																					
200°C	83265	—	100†	30.5	.8	.4	30 AWG	.033	.84	SPC Braid	.071	1.80	50	69.5%	29.0	95.1	1	2.6	8.5		
VW-1			500†	152.4	4.0	1.6	(7x38)			96% Shield								10	5.6	18.4	
			1000†	304.8	6.0	3.2	.012"			Coverage									50	10.5	34.5
								SPCCS			14.6Ω/M'								100	14.0	45.9
									244.0Ω/M'									200	19.0	62.3	
									801.0Ω/km									400	28.0	91.9	
																		700	37.0	121.4	
																		900	42.5	139.4	
																		1000	46.0	150.9	

M17/169-00001 (RG-178B/U). Non-SWR swept version of RG-178.

26 AWG Stranded (7x34) .020" Silver-plated Copper-covered Steel Conductor • Silver-plated Copper Braid Shield (95% Coverage)

TFE Teflon Insulation • White FEP Jacket																					
200°C	83284	—	100†	30.5	1.2	.5	26 AWG	.058	1.47	SPC Braid	.098	2.49	50	69.5%	29.0	95.1	1	1.2	3.9		
VW-1			500†	152.4	5.5	2.7	(7x34)			95% Shield								10	2.7	8.9	
			1000†	304.8	11.0	5.0	.020"			Coverage									50	5.6	18.4
								SPCCS			6.5Ω/M'								100	8.3	27.2
									84.1Ω/M'									200	12.0	39.4	
									275.9Ω/km									400	17.5	57.4	
																		700	23.7	77.8	
																		900	27.3	89.6	
																		1000	29.0	95.1	

M17/172-00001 (RG-316/U). Non-SWR swept version of RG-316.

TFE Teflon Insulation • Brown FEP Jacket																					
200°C	84316	—	100†	30.5	1.2	.5	26 AWG	.058	1.47	SPC Braid	.098	2.49	50	69.5%	29.0	95.1	1	1.2	3.9		
VW-1			500†	152.4	5.5	2.5	(7x34)			95% Shield								10	2.7	8.9	
			1000†	304.8	11.0	5.0	.020"			Coverage									50	5.6	18.4
								SPCCS			6.5Ω/M'								100	8.3	27.2
									84.1Ω/M'									200	12.0	39.4	
									275.9Ω/km									400	17.5	57.4	
																		700	23.7	77.8	
																		900	27.3	89.6	
																		1000	29.0	95.1	

M17/113-RG316

22 AWG Stranded (27x36) .030" Tinned Copper Conductor • Tinned Copper Braid Shield (95% Coverage)

Polyethylene Insulation • Black Non-contaminating PVC Jacket																					
UL AWM	9252	NEC:	1000	304.8	18.0	8.2	22 AWG	.096	2.44	TC Braid	.160	4.06	50	66%	30.8	101.0	1	.4	1.3		
Style 1354		CMX					(27x36)			Shield								10	1.7	5.6	
(30V 80°C)		CEC:					.030"			95% Shield									50	4.5	14.8
VW-1		CMX					TC			Coverage									100	7.0	23.0
									17.1Ω/M'										200	11.0	36.1
									56.1Ω/km										400	16.5	54.1
																			700	23.5	77.1
																			900	27.3	89.6
																			1000	29.0	95.1

M17/157-00001 (RG-122/U). Non-SWR swept version of RG-122.

DCR = DC Resistance • FEP = Fluorinated Ethylene Propylene • SPC = Silver-plated Copper • SPCCS = Silver-plated Copper-covered Steel • TC = Tinned Copper • TFE = Tetra Fluoroethylene

Contact the Belden Customer Service Department for a Comprehensive Connector Cross Reference. **1-800-BELDEN-1**.

†May contain more than one piece, minimum length of any one piece is 25 ft.

Teflon is a DuPont trademark.

BELDENFor more information, contact Belden Technical Support: **1-800-BELDEN-1** • www.belden.com**Belden114@CableCon.kr / 0707-434-7704 / Fax. 02-744-0909 / www.CableCon.co.kr**

MIL-C-17G QPL Cable

50 Ohm Coax

Description	Part No.	UL NEC/ C(UL) CEC Type	Standard Lengths		Standard Unit Weight		Conductor (stranding) Diameter Nom. DCR	Nominal Core OD		Shielding Materials Nom. DCR	Nominal OD		Nom. Imp. (Ω)	Nom. Vel. of Prop.	Nominal Capacitance		Nominal Attenuation		
			Ft.	m	Lbs.	kg		Inch	mm		Inch	mm			pF/Ft.	pF/m	MHz	dB/100 Ft.	dB/100m

20 AWG Stranded (19x33) .035" Tinned Copper Conductor • Tinned Copper Braid Shield (95% Coverage)

Polyethylene Insulation • Black Non-contaminating PVC Jacket																			
85°C	9203	—	500	152.4	12.5	5.7	20 AWG (19x33) .035"	.116	2.95	TC Braid 95% Shield Coverage	.195	4.95	50	66%	30.8	101.0	1	.4	1.3
			1000	304.8	25.0	12.3	TC 10.8Ω/M' 35.4Ω/km			4.1Ω/M' 13.5Ω/km							10	1.4	4.6
																	50	3.3	10.8
																	100	4.9	16.1
																	200	7.3	24.0
																	400	11.5	37.7
																	700	17.0	55.8
																	900	20.0	65.6
																	1000	21.5	70.5
M17/28-RG58																			
85°C	8262	—	U-500	U-152.4	13.5	6.1	20 AWG (19x33) .035"	.115	2.92	TC Braid 95% Shield Coverage	.195	4.95	50	66%	30.8	101.0	1	.4	1.3
			500	152.4	12.5	5.7	TC 10.8Ω/M' 35.4Ω/km			4.1Ω/M' 13.5Ω/km							10	1.4	4.6
			U-1000	U-304.8	26.0	11.8											50	3.3	10.8
			1000	304.8	25.0	11.3											100	4.9	16.1
																	200	7.3	24.0
																	400	11.5	37.7
																	700	17.0	55.8
																	900	20.0	65.6
																	1000	21.5	70.5
M17/155-00001 (RG-58C/U). Non-SWR swept version of RG-58.																			

19 AWG Solid .034" Silver-coated Copper Conductor • Double Silver-coated Copper Braid Shield (95% Coverage)

Polyethylene Insulation • Black Non-contaminating PVC Jacket																			
UL AWM Style 1354 (30V 60°C)	9273	NEC: CMX CEC: CMX	100 U-500 500 U-1000	30.5 U-152.4 152.4 U-304.8	4.7 20.0 18.5 39.0	2.1 9.1 8.4 17.7	19 AWG (solid) .034"	.117	2.97	(2) SCC Braids 95% Shield Coverage	.212	5.39	50	66%	30.8	101.0	1	.4	1.3
			1000	304.8	37.0	16.8	8.8Ω/M' 28.9Ω/km			2.5Ω/M' 8.2Ω/km							10	1.2	3.9
																	50	2.8	9.2
																	100	4.1	13.5
																	200	6.0	19.7
																	400	8.8	28.9
																	700	12.0	39.4
																	900	13.8	45.3
																	1000	14.5	47.6
M17/167-00001 (RG-223/U). Non-SWR swept version of RG-223.																			

18 AWG Solid .037" Silver-coated Copper-covered Steel Conductor • Double Silver-coated Copper Braid Shield (96% Coverage)

Plenum • TFE Teflon® Insulation • Tinted Brown FEP Jacket																			
200°C VW-1	84142	NEC: CMP CEC: CMP FT6	100 500† 1000†	30.5 U-152.4 152.4 U-304.8	5.0 22.5 46.0	2.3 10.2 20.9	18 AWG (solid) .037"	.116	2.95	(2) SCC Braids 96% Shield Coverage	.195	4.95	50	70%	29.0	95.1	10	1.1	3.6
			1000	304.8	46.0	20.9	SCCCS 19.3Ω/M' 63.3Ω/km			7.5Ω/km							50	2.6	8.5
																	100	3.8	12.5
																	200	5.4	17.7
																	400	7.9	25.9
																	700	10.7	35.1
																	900	12.3	40.4
																	1000	13.1	43.0
																	2000	19.3	63.3
M17/60-RG142																			
200°C VW-1	83242	NEC: CMP CEC: CMP FT6	100† 500† 1000†	30.5 U-152.4 152.4 U-304.8	5.3 22.5 46.0	2.4 10.2 20.9	18 AWG (solid) .037"	.116	2.95	(2) SCC Braids 96% Shield Coverage	.195	4.95	50	70%	29.0	95.1	10	1.1	3.6
			1000	304.8	46.0	20.9	SCCCS 19.3Ω/M' 63.3Ω/km			7.5Ω/km							50	2.6	8.5
																	100	3.8	12.5
																	200	5.4	17.7
																	400	7.9	25.9
																	700	10.7	35.1
																	900	12.3	40.4
																	1000	13.1	43.0
																	2000	19.3	63.3
M17/158-00001 (RG-142B/U). Non-SWR swept version of RG-142.																			

18 AWG Solid .037" Silver-coated Copper-covered Steel Conductor • Silver-coated Copper Braid Shield (95% Coverage)

Plenum • TFE Teflon Insulation • Tinted Brown FEP Jacket																			
200°C VW-1	84303	NEC: CL2P	500† 1000†	152.4 304.8	16.5 32.0	7.5 14.5	18 AWG (solid) .037"	.116	2.95	SCC Braid Shield 95% Shield Coverage	.170	4.31	50	70%	29.0	95.1	10	1.1	3.6
			1000	304.8	32.0	14.5	SCCCS 16.3Ω/M' 53.5Ω/km			4.3Ω/M' 14.1Ω/km							50	2.6	8.5
																	100	3.8	12.5
																	200	5.4	17.7
																	400	7.9	25.9
																	700	10.7	35.1
																	900	12.3	40.4
																	1000	13.1	43.0
																	2000	19.3	63.3
M17/111-RG303																			

DCR = DC Resistance • FEP = Fluorinated Ethylene Propylene • SCC = Silver-coated Copper • SCCCS = Silver-coated Copper-covered Steel • TC = Tinned Copper • TFE = Tetra Fluoroethylene

Contact the Belden Customer Service Department for a Comprehensive Connector Cross Reference. **1-800-BELDEN-1**.

† May contain more than one piece, minimum length of any 1 piece is 25 feet.

Teflon is a DuPont trademark.



For more information, contact Belden Technical Support: 1-800-BELDEN-1 • www.belden.com


Belden114@CableCon.kr / 0707-434-7704 / Fax. 02-744-0909 / www.CableCon.co.kr

MIL-C-17G QPL Cable

50 Ohm Coax


Description	Part No.	UL NEC/ C(UL) CEC Type	Standard Lengths		Standard Unit Weight		Conductor (stranding) Diameter Nom. DCR	Nominal Core OD		Shielding Materials Nom. DCR	Nominal OD		Nom. Imp. (Ω)	Nom. Vel. of Prop.	Nominal Capacitance		Nominal Attenuation		
			Ft.	m	Lbs.	kg		Inch	mm		Inch	mm			pF/Ft.	pF/m	MHz	dB/100 Ft.	dB/100m

15.5 AWG Solid .056" Silver-plated Copper Conductor • Double Silver-plated Copper Braid Shield (95% Coverage)**Polyethylene Insulation • Black Non-contaminating PVC Jacket**

85°C	9861	—	1000	304.8	91.0	41.4	15.5 AWG (solid)	.185	4.70	(2) SPC Braids	.332	8.43	50	66%	30.8	101.0	1	.3	.9
							.056"			95% Shield Coverage							10	.8	2.7
							SPC										50	1.9	6.2
							3.3Ω/M'										100	2.7	8.9
							10.8Ω/km										200	4.1	13.5
																	400	5.9	19.4
																	700	8.0	26.2
																	900	9.1	29.9
																	1000	9.8	32.2


M17/162-00001 (RG-212/U). Non-SWR swept version of RG-212.

13 AWG Stranded (7x21) .089" Bare Copper Conductor • Bare Copper Braid Shield (96% Coverage)**Polyethylene Insulation • Black Non-contaminating PVC Jacket**

UL AWM Style 1354 (30V 60°C)	8267	NEC: CMX	500	152.4	59.5	27.0	13 AWG (7x21)	.285	7.24	BC Braid	.405	10.29	50	66%	30.8	101.0	1	.2	.6
		CEC: CMX	1000	304.8	117.0	53.1	.089"			96% Shield Coverage							10	.6	1.8
							BC										50	1.3	4.3
							1.7Ω/M'										100	1.9	6.2
							5.6Ω/km										200	2.7	8.9
																	400	4.1	13.5
																	700	6.5	21.3
																	900	7.6	24.9
																	1000	8.0	26.2
																	4000	21.5	70.5

M17/163-00001 (RG-213/U). Non-SWR swept version of RG-213.

13 AWG Stranded (7x21) .089" Silver-plated Copper Conductor • Double Silver-plated Copper Braid Shield (97% Coverage)**Polyethylene Insulation • Black Non-contaminating PVC Jacket**

UL AWM Style 1354 (30V 60°C)	8268	NEC: CMX	500	152.4	70.5	32.0	13 AWG (7x21)	.285	7.24	(2) SPC Braids	.425	10.80	50	66%	30.8	101.0	1	.2	.6
		CEC: CMX	1000	304.8	140.0	63.5	.089"			97% Shield Coverage							10	.6	1.8
							SPC										50	1.3	4.3
							1.7Ω/M'										100	1.9	6.2
							5.6Ω/km										200	2.7	8.9
																	400	4.1	13.5
																	700	6.5	21.3
																	900	7.6	24.9
																	1000	8.0	26.2
																	4000	20.0	65.6

M17/164-00001 (RG-214/U). Non-SWR swept version of RG-214.

BC = Bare Copper • DCR = DC Resistance • SPC = Silver-plated Copper

Contact the Belden Customer Service Department for a Comprehensive Connector Cross Reference. **1-800-BELDEN-1**.

MIL-C-17G QPL Cable

75 Ohm Coax

Description	Part No.	UL NEC/ C(UL) CEC Type	Standard Lengths		Standard Unit Weight		Conductor (stranding) Diameter Nom. DCR	Nominal Core OD		Shielding Materials Nom. DCR	Nominal OD		Nom. Imp. (Ω)	Nom. Vel. of Prop.	Nominal Capacitance		Nominal Attenuation		
			Ft.	m	Lbs.	kg		Inch	mm		Inch	mm			pF/Ft.	pF/m	MHz	dB/ 100 Ft.	dB/ 100m

30 AWG Stranded (7x38) .012" Silver-plated Copper-covered Steel Conductor • Silver-plated Copper Braid Shield (94% Coverage)**TFE Teflon® Insulation • Tinted Brown FEP Jacket**

200°C	83264	—	100†	30.5	1.2	.5	30 AWG	.062	1.58	SPC Braid	.100	2.54	75	69.5%	19.5	64.0	1	3.0	9.8	
VW-1			500†	152.4	5.5	2.5	(7x38)			94% Shield								10	5.3	17.4
			1000†	304.8	11.0	5.0	.012"			Coverage									50	8.5
									SPCCS	8.5Ω/M'								100	10.0	32.8
									244.0Ω/M'	27.4Ω/km								200	12.5	41.0
									801.0Ω/km									400	16.0	52.5
																		700	19.7	64.6
																		900	22.3	73.2
																		1000	24.0	78.7

M17/94-RG179

23 AWG Solid .023" Bare Copper-covered Steel Conductor • Bare Copper Braid Shield (95% Coverage)**Polyethylene Insulation • Black Non-contaminating PVC Jacket**

60°C	9204	NEC:	500	152.4	18.0	8.2	23 AWG	.146	3.71	BC Braid	.241	6.12	75	66%	20.5	67.3	1	.6	2.0	
VW-1		CMH	U-1000	U-304.8	38.0	17.3	(solid)			95% Shield								10	1.1	3.6
		CEC:	1000	304.8	39.0	17.7	.023"			Coverage									50	2.4
		CMH FT1							BCCS	2.6Ω/M'								100	3.4	11.2
									47.0Ω/M'	8.5Ω/km								200	4.9	16.1
									154.2Ω/km									400	7.0	23.0
																		700	9.7	31.8
																		900	11.1	36.4
																		1000	12.0	39.4

M17/29-RG59

18 AWG Stranded (7x26) .048" Tinned Copper Conductor • Bare Copper Braid Shield (97% Coverage)**Polyethylene Insulation • Black Non-contaminating PVC Jacket**

60°C	9212	NEC:	1000	304.8	105.0	47.7	18 AWG	.285	7.24	BC Braid	.405	10.29	75	66%	20.5	67.3	1	.2	.7	
VW-1		CMH					(7x26)			97% Shield								10	.7	2.3
		CEC:					.048"			Coverage									50	1.3
		CMH FT1							TC	1.2Ω/M'								100	2.0	6.6
									6.1Ω/M'	3.9Ω/km								200	2.9	9.5
									20.0Ω/km									400	4.2	13.8
																		700	5.8	19.0
																		900	6.9	22.6
																		1000	7.2	23.6

M17/6-RG11

18 AWG Stranded (7x26) .048" Tinned Copper Conductor • Double Bare Copper Braid Shield (95% Coverage)**Polyethylene Insulation • Black Non-contaminating PVC Jacket**

60°C	9850	NEC:	1000	304.8	131.0	59.5	18 AWG	.285	7.24	(2) BC	.425	10.80	75	66%	20.5	67.3	1	.2	.6	
VW-1		CMH					(7x26)			Braids								10	.7	2.2
		CEC:					.048"			95% Shield									50	1.3
		CMH FT1							Coverage									100	2.0	6.6
									TC	.8Ω/M'								200	2.9	9.5
									6.1Ω/M'	2.6Ω/km								400	4.2	13.8
									20.0Ω/km									700	5.8	19.0
																		900	6.8	22.3
																		1000	7.1	23.3

M17/77-RG216

BC = Bare Copper • BCCS = Bare Copper-covered Steel • DCR = DC Resistance • SPCCS = Silver-plated Copper-covered Steel • TC = Tinned Copper • TFE = Tetra Fluoroethylene

Contact the Belden Customer Service Department for a Comprehensive Connector Cross Reference. **1-800-BELDEN-1**.

†May contain more than one piece, minimum length of any 1 piece is 25 feet.

Teflon is a DuPont trademark.

BELDENFor more information, contact Belden Technical Support: **1-800-BELDEN-1** • www.belden.com**Belden114@CableCon.kr / 0707-434-7704 / Fax. 02-744-0909 / www.CableCon.co.kr**

MIL-C-17G QPL Cable

93 Ohm, 95 Ohm and 125 Ohm Coax

Description	Part No.	UL NEC/ C(UL) CEC Type	Standard Lengths		Standard Unit Weight		Conductor (stranding) Diameter Nom. DCR	Nominal Core OD		Shielding Materials Nom. DCR	Nominal OD		Nom. Imp. (Ω)	Nom. Vel. of Prop.	Nominal Capacitance		Nominal Attenuation		
			Ft.	m	Lbs.	kg		Inch	mm		Inch	mm			pF/Ft.	pF/m	MHz	dB/ 100 Ft.	dB/ 100m

93 Ohm • 22 AWG Solid .025" Bare Copper-covered Steel Conductor • Bare Copper Braid Shield (95% Coverage)**Semi-solid Polyethylene Insulation • Black Non-contaminating PVC Jacket**

UL AWM Style 1354 (30V 60°C)	9862	NEC: CMX CEC: CMX	1000	304.8	37.0	16.8	22 AWG (solid) .025" BCCS 41.2Ω/M' 135.2Ω/km	.146	3.71	BC Braid 95% Shield Coverage 2.9Ω/M' 9.5Ω/km	.242	6.15	93	84%	13.5	44.3	1	.3	1.0
																	10	.9	3.0
																	50	1.9	6.2
																	100	2.7	8.9
																	200	3.8	12.5
																	400	5.3	17.4
																	700	7.3	24.0
																	900	8.2	26.9
																	1000	8.7	28.5

M17/30-RG62

93 Ohm • 22 AWG Solid .025" Bare Copper-covered Steel Conductor • BC Outer Braid/TC Inner Braid Shield (95% Coverage)**Semi-solid Polyethylene Insulation • Black Polyethylene Jacket**

85°C	9169	—	1000	304.8	46.0	20.9	22 AWG (solid) .025" BCCS 41.2Ω/M' 135.2Ω/km	.146	3.71	(2) Braids Inner: BC Outer: TC 95% Shield Coverage 1.5Ω/M' 4.9Ω/km	.245	6.22	93	84%	13.5	44.3	1	.3	1.0
																	10	.9	3.0
																	50	1.9	6.2
																	100	2.7	8.9
																	200	3.8	12.5
																	400	5.3	17.4
																	700	7.3	24.0
																	900	8.2	26.9
																	1000	8.7	28.5

M17/90-RG71

95 Ohm • 30 AWG Stranded (7x38) .012" Silver-plated Copper-covered Steel Conductor • Silver-plated Copper Braid Shield (91% Coverage)**TFE Teflon® Insulation • Tinted Brown FEP Jacket**

200°C VW-1	83266	—	1000†	304.8	20.0	9.1	30 AWG (7x38) .012" SPCCS 244.0Ω/M' 801.0Ω/km	.102	2.60	SPC Braid 91% Shield Coverage 6.5Ω/M' 21.3Ω/km	.141	3.58	95	69.5%	15.0	49.2	1	2.4	7.9
																	10	3.3	10.8
																	50	4.6	15.1
																	100	5.7	18.7
																	200	7.6	24.9
																	400	10.7	35.1
																	700	14.9	48.9
																	900	15.9	52.2
																	1000	17.0	55.8

M17/95-RG180

125 Ohm • 22 AWG Solid .025" Bare Copper-covered Steel Conductor • Bare Copper Braid Shield (97% Coverage)**Semi-solid Polyethylene Insulation • Black Non-contaminating PVC Jacket**

60°C	9857	NEC: CMH CEC: CMH FT1	1000	304.8	94.0	42.6	22 AWG (solid) .025" BCCS 41.2Ω/M' 135.2Ω/km	.285	7.24	BC Braid 97% Shield Coverage 1.2Ω/M' 3.9Ω/km	.405	10.29	125	84%	9.7	31.8	1	.2	1.0
																	10	.5	1.6
																	50	1.1	3.6
																	100	1.5	4.9
																	200	2.3	7.5
																	400	3.4	11.2
																	700	4.6	15.1
																	900	5.5	18.0
																	1000	5.8	19.0

M17/31-RG63

BC = Bare Copper • BCCS = Bare Copper-covered Steel • DCR = DC Resistance • FEP = Fluorinated Ethylene Propylene • SPC = Silver-plated Copper • SPCCS = Silver-plated Copper-covered Steel • TC = Tinned Copper • TFE = Tetra Fluoroethylene

Contact the Belden Customer Service Department for a Comprehensive Connector Cross Reference. **1-800-BELDEN-1**.

†May contain more than 1 piece, minimum length of any one piece is 25 feet.

Teflon is a DuPont trademark.

BELDENFor more information, contact **Belden Technical Support: 1-800-BELDEN-1 • www.belden.com****Belden114@CableCon.kr / 0707-434-7704 / Fax. 02-744-0909 / www.CableCon.co.kr**